



# 2003 Sun Devil Baseball

ASU Media Relations  
(P) 480-965-6594  
(F) 480-965-5408  
Baseball Contact: Jeff Evans  
E-Mail: Jeff.Evans@asu.edu  
Website: www.TheSunDevils.com

2003 Record: 54-14, 16-8 Pac-10  
2003 Home Record: 31-7  
2003 Road/Neutral Record: 23-7  
2003 vs. Ranked Opponents: 13-7  
ASU All-Time Record: 2,317-1,129-6  
Head Coach: Pat Murphy (360-178-1)

2003 Season in Review • Arizona State University • Sun Devil Baseball

## 2003 Schedule and Results

(54-14, 16-8 Pac-10)

DATE	OPPONENT	RESULT/TIME
Jan. 16	Hawai'i-Hilo	W, 9-0
Jan. 17	Hawai'i-Hilo (DH)	W, 10-5; W, 14-2
Jan. 18	Hawai'i-Hilo	W, 18-3
Jan. 19	Hawai'i-Hilo (DH)	W, 16-0; W, 18-5
Jan. 24	San Diego State (#33) - (R)	W, 7-5
Jan. 25	San Diego State (#33) - (R)	W, 4-3
Jan. 26	San Diego State (#33) - (R)	W, 24-9
Jan. 31	at Long Beach State (#13)	L, 5-11
Feb. 1	at Long Beach State (#13)	W, 3-0
Feb. 2	at Long Beach State (#13)	W, 4-2
Feb. 6	BYU	W, 6-5
Feb. 7	BYU	W, 17-6
Feb. 8	BYU	W, 6-4
Feb. 14	Gonzaga^	W, 8-4
Feb. 15	Oklahoma State^	W, 7-3
Feb. 16	Oregon State^	W, 9-4
Feb. 17	Gonzaga	W, 17-5
Feb. 21	Dayton	W, 10-1
Feb. 22	Notre Dame (#11) - (AZ-TV)	W, 16-3
Feb. 23	Notre Dame (#11) - (R) (AZ-TV)	W, 14-8
Feb. 28	Penn State - (R)	W, 13-0
Mar. 1	Penn State	W, 12-1
Mar. 2	Penn State	W, 11-7
Mar. 6	Cal State Northridge#	W, 10-2
Mar. 7	Southern Utah#	W, 19-0
Mar. 8	Utah#	W, 6-4
Mar. 9	Cal State Northridge#	W, 12-2
Mar. 14	Oklahoma (#30) - (R)	L, 5-6
Mar. 15	Oklahoma (#30) - (R)	W, 10-3
Mar. 16	Oklahoma (#30) - (R)	W, 10-2
Mar. 18	Wichita State (#29) - (R)	W, 9-2
Mar. 19	Wichita State (#29) - (R)	L, 3-6
Mar. 22	Stanford* (#6) - (R) (AZ-TV)	W, 7-6 (11)
Mar. 23	Stanford* (#6) - (R) (AZ-TV)	L, 8-9 (10)
Mar. 24	Stanford* (#7) - (R)	L, 2-4
Mar. 28	at USC* - (R)	W, 11-4
Mar. 29	at USC* - (R)	L, 5-6
Mar. 30	at USC* - (R)	W, 7-5
Apr. 2	New Mexico - (R)	L, 7-11
Apr. 7	Grand Canyon - (R)	W, 10-2
Apr. 11	at California* - (R)	W, 11-3
Apr. 13	at California* - (R)	W, 6-0
Apr. 13	at California* - (R)	W, 10-1
Apr. 17	UCLA* - (R)	L, 8-9
Apr. 18	UCLA* - (R) (Fox)	L, 7-8 (13)
Apr. 19	UCLA* - (R) (AZ-TV)	W, 17-1
Apr. 25	Washington State* - (R) (AZ-TV)	W, 21-0
Apr. 26	Washington State* - (R) (AZ-TV)	W, 5-3 (10)
Apr. 27	Washington State* - (R)	W, 25-0
Apr. 30	at Oklahoma - (R)	W, 9-4
May 6	UC Irvine - (R)	W, 11-1
May 12	at Oregon State* - (R)	W, 14-4
May 13	at Oregon State* - (R)	L, 1-6
May 14	at Oregon State* - (R)	W, 12-7
May 17	at Washington* - (R)	L, 1-5
May 18	at Washington* - (R)	W, 11-3
May 19	at Washington* - (R)	L, 4-6
May 23	Arizona* (#15) - (R) (AZ-TV)	W, 5-2
May 24	Arizona* (#15) - (R) (AZ-TV)	W, 16-0
May 25	Arizona* (#15) - (R) (AZ-TV)	W, 15-2
May 30	Central Conn. State	W, 14-2
May 31	New Mexico State	W, 15-0
Jun. 1	UNLV (#15)	W, 16-1
Jun. 6	at CS Fullerton (#3)	L, 1-5
Jun. 7	at CS Fullerton (#3)	W, 7-6
Jun. 8	at CS Fullerton (#3) if necessary	L, 1-7
Jun. 13-23	College World Series	Omaha, Neb.

\* Pacific-10 Conference game

^ Coca-Cola Spring Training Classic (Surprise, Ariz.)

# Bob Schaefer Memorial Classic (Packard Stadium)

## Arizona State Baseball Records Record Breaking Season in 2003. Finishes Season 54-14 with No. 7 National Ranking.

The Sun Devils finished the 2003 season with a 54-14 record and were second in the Pac-10 behind Stanford with a 16-8 record... earned final season national rankings of No. 7 (Baseball America, NCBWA), No. 9 (ESPN/Sports Weekly) and No. 10 (Collegiate Baseball)... ASU has now been ranked in the national polls for 78 consecutive weeks dating back to the start of the 2000 season... the national top 10 ranking marks the second highest final ranking during the Pat Murphy era (2nd in 1998) and is the fourth time in the last seven years ASU has finished in the top 12 in the nation... scoring in all 68 games in 2003, the Sun Devils extended their NCAA record consecutive games scoring streak to 501 games... the record, which includes a 335-168-1 record, dates back to April 7, 1995... the Devils connected on 14 grand slams to break the NCAA record of 12 previously set by Oklahoma State in 1996... the Devils opened the season with the best start in ASU history at 28-1 and earned the national No. 1 ranking by *Collegiate Baseball* and by *ESPN/Sports Weekly*... the 54 wins are the most by an ASU squad since the 1988 season (60 wins)... ASU was the only team in the NCAA to rank in the top 10 in the four major statistical categories... the Devils were second in batting average (.347), second in scoring (10.03 runs per game), eighth in pitching (3.32 ERA) and ninth in fielding (.973 FLD%)... the Devils also led the Pac-10 in both hitting and pitching, and finished second in fielding... the 3.32 ERA was the best by an ASU pitching staff since 1976 (3.26) and also the best during ASU's 25 years in Pac-10 play... it marked the third lowest ERA during the aluminum bat era (1974-P) and the first time ASU finished a season with an ERA under 4.00 since 1990... the staff combined for 10 shutouts, marking the fifth best effort in ASU history and the most since the 1976 pitching staff had 11 shutouts... three times during the season the Devils held a Pac-10 opponent to under four runs in a three-game series (Cal, Arizona, WSU)... prior to 2003, ASU had held a Pac-10 opponent under five runs in a series only twice dating back to 1979... the offense was equally impressive as the pitching, hitting .347 for the third best season batting average in school history... ASU also ranked third in the record books in runs scored (682), sixth in hits (858), fifth in doubles (160), first in grand slams (14), second in RBI (630) and third in walks (406)... ASU scored 10 or more runs in 35 of their 68 games (52%) and 20 or more runs in three games... ASU's 10.03 run per game average ranks fourth in the single-season record books... the Devils also had the knack for the big inning, scoring five or more runs in 36 different innings... the squad also tallied four innings of 10 or more runs, including a pair of 12-run innings against Washington State (4/27) and New Mexico State (5/30)... ASU hit 80 home runs during the season (1.18 per game), nine more than the 71 combined home runs from 2001 (33) and 2002 (38)... the Sun Devils had all but one regular player hit over .300 during the course of the season... sophomore shortstop Dustin Pedroia was named a first-team All-American by nearly every publication after hitting .404 (120-for-297) with 83 runs scored and 52 RBI... he was also named Pac-10 co-Player of the Year with Stanford's Ryan Garko... Pedroia became only the 16th players in ASU history to hit over .400 in a season and his 120 hits rank fourth in the record books... he broke the ASU and Pac-10 record with 34 doubles and led the team with 41 multi-hit games and recorded four separate hitting streaks of 10 or more games... he was also the only player to start in all 68 games and maintained a .975 fielding percentage, not making an error over his last 26 games... sophomore first baseman Jeff Larish hit .372 (87-for-234) with 18 doubles, two triples and led the team with 18 home runs... Larish set the single-season record with four grand slams and ranks fifth with his 95 RBI... he recorded 78 walks (second most in ASU history) and led the team with a .697 slugging percentage... in addition, Larish tied the ASU single-game records with four doubles (Arizona; 5/25) and nine RBI (SDSU; 1/26)... Larish was named first-team All-Pac-10 and earned several All-America honors... junior designated hitter Jeremy West ended his career with a 24-game hitting streak intact and was the second leading hitter on the team at .381 (77-for-202)... West belted 17 home runs and had 71 RBI while earning first-team ABCA All-America honors... West ended his career tied for eighth with 36 home runs, 10th with 176 RBI and fifth with a .647 slugging percentage... junior outfielder Andre Ethier ended his career with a 23-game hitting streak and was third on the team in hitting at .377 (98-for-260)... Ethier, who was the second-round draft choice of the Oakland Athletics, hit eight of his 10 home runs during his hitting streak... junior closer Ryan Schroyer led the team with a 1.53 ERA giving up just eight earned runs in 47 innings (30 appearances)... Schroyer was 5-2 with nine saves and earned first-team All-Pac-10 honors... he is tied for third with 17 career saves... senior right-handers Ben Thurmond and Jered Liebeck each finished the season with perfect 8-0 records and classmate Beau Vaughan led the team with 10 wins... outfielder Travis Buck (.326-4 HR-46 RBI) and left-handed pitcher Erik Averill (8-2, 3.66 ERA) were named freshman All-American... ASU led all Division I schools when 12 Sun Devils were taken in the annual MLB amateur draft, with eight being selected in the first 15 rounds... Pedroia, Larish and Buck were all selected for the USA Baseball National Team Trials.



ARIZONA STATE UNIVERSITY

# Sun Devil Baseball 2003

## 2003 National Polls

### Baseball America (Final)

1.	Rice	58-12
2.	Stanford	51-18
3.	Cal State Fullerton	51-16
4.	Texas	50-20
5.	LSU	45-22-1
6.	Florida State	54-13-1
7.	Arizona State	54-14
8.	Miami (Fla.)	45-17-1
9.	Long Beach State	41-20
10.	South Carolina	45-22
11.	Baylor	45-23
12.	NC State	45-18
13.	Nebraska	47-18
14.	Texas A&M	45-19
15.	Southern Mississippi	47-16
16.	SW Missouri State	40-26
17.	Georgia Tech	44-18
18.	Auburn	42-21
19.	North Carolina	42-23
20.	UNLV	47-17
21.	Ohio State	44-21
22.	Houston	37-30
23.	Florida Atlantic	47-16
24.	Mississippi State	42-20-1
25.	Washington	42-18

### Sports Weekly/ESPN (Final)

1.	Rice	58-12
2.	Stanford	51-18
3.	Cal State Fullerton	51-16
4.	Texas	50-20
5.	Miami (Fla.)	45-17-1
6.	LSU	45-22-1
7.	South Carolina	45-22
8.	Florida State	54-13-1
9.	Arizona State	54-14
10.	Long Beach State	41-20
11.	SW Missouri State	40-26
12.	NC State	45-18
13.	Baylor	45-23
14.	Nebraska	47-18
15.	Texas A&M	45-19
16.	Georgia Tech	44-18
17.	Auburn	42-21
18.	Southern Mississippi	47-16
19.	Mississippi State	42-20-1
20.	Ohio State	44-21
21.	North Carolina	42-23
22.	UNLV	47-17
23.	Richmond	48-15
24.	Houston	37-30
25.	Florida Atlantic	47-16

### Collegiate Baseball (Final)

1.	Rice	58-12
2.	Stanford	51-18
3.	Cal State Fullerton	50-16
4.	Texas	50-20
5.	Miami (Fla.)	45-17-1
6.	South Carolina	45-22
7.	LSU	45-22-1
8.	SW Missouri State	40-26
9.	Florida State	54-13-1
10.	Arizona State	54-14
11.	Long Beach State	41-20
12.	NC State	45-18
13.	Baylor	45-23
14.	Georgia Tech	44-18
15.	Nebraska	47-18
16.	Houston	37-30
17.	Texas A&M	45-19
18.	Ohio State	44-21
19.	North Carolina	42-23
20.	Auburn	42-21
21.	Richmond	48-15
22.	Lamar	40-18
23.	Florida Atlantic	47-16
24.	Mississippi State	42-20-1
25.	Southern Mississippi	47-16

## Consecutive Games Scoring Streak Reaches 501:

The Arizona State baseball program has now scored in an NCAA record 501 consecutive games dating back to the 1995 season. The Devils made history on April 7, 2001 when they scored at least one run in their 350th consecutive game. The Devils broke the 12-year-old NCAA record in a 5-1 loss to USC exactly six years to the day when they were last shut out. ASU was shut out 9-0 in that game on April 7, 1995 at Dedeaux Field. The Devils celebrated the eighth anniversary of the start of the streak in 2003 with a 10-2 win over Grand Canyon on April 7. The one run scored in a pair of games to Cal State Fullerton in the Super Regional marked only the 15th and 16th times during the streak that ASU has scored only one run. Coastal Carolina previously held the NCAA record at 349 games set from 1983-1989. ASU also had a stretch of 278 games without being shut out from 1990 to 1994, meaning the program has only been shutout in three games dating back to the 1990 season. ASU is a combined 333-167-1 during the streak. Notable pitchers the Devils have faced during the streak include Jeremy Guthrie (Stanford), Barry Zito (USC), Kirk Saarloos (CS Fullerton), Jason Young (Stanford), Ben Diggins (Arizona), Adam Johnson (CS Fullerton), Ryan Drese (Cal), Jeff Weaver (Fresno State), Chad Hutchinson (Stanford), Abe Alvarez and Adam Pettyjohn (Fresno State).

## Poll Mechanics:

Arizona State finished the 2003 season with a 54-14 record and earned a consensus top 10 ranking in all four national polls. ASU ranked as high as No. 7 by *Baseball America*, and also ended the year ranked No. 10 by *Collegiate Baseball* and No. 9 by *Sports Weekly*. Ranked as high as No. 8 in the preseason polls, the Devils spent virtually the entire season in the top 10 and for two weeks manned the top spot in two of the three national rankings, marking the first time being No. 1 since heading into the 1993 College World Series. ASU has been ranked for 78 consecutive national polls dating back to the start of the 2000 season. Arizona State also earned a preseason No. 9 ranking by *Sports Weekly/ESPN*, No. 10 by NCBWA and No. 12 ranking by *Collegiate Baseball*. The No. 8 preseason ranking is the highest by an ASU squad since opening the 2001 season as the consensus No. 6 team in the nation.

## Sun Devils Reach 50-Win Mark in Regular Season:

With the 15-2 victory over Arizona to clinch the series sweep during the last weekend of the 2003 regular season, ASU recorded its 50th. The 2003 squad became just the fifth team in ASU history to win at least 50 regular season games. The other years were 1972, 1973, 1975, 1976, 1982, 1984 and 1988. After going 3-0 in the regional last weekend, ASU's 54 wins are the most by a Sun Devil squad since the 1988 edition of Sun Devil baseball went 60-13. The 2003 season marks the 16th time in program history with 50 or more wins in a season.

## Sun Devils Set NCAA Single-Season Grand Slam Record:

ASU ended the regular season in grand fashion vs. Arizona (5/25), hitting two grand slams to set the NCAA record for grand slams in a season with their 13th and 14th of the year. The Devils broke the old record set by Oklahoma State in 1996 with 12. After hitting only one grand slam all of last year, the Sun Devils have gone on a binge this year hitting 14 in 2003. Sophomore first baseman Jeff Larish broke the single-season school record by hitting his fourth grand slam vs. UCLA (4/19). Larish broke the old record of three set by Dave Hudgens in 1977. Steve Garrabrants and Jeremy West each have three slams, Rod Allen has two (both pinch-hit grand slams) and freshmen Ryan Bosch and Travis Buck each have one.

## 2003 ARIZONA STATE BASEBALL PROJECTED STARTING LINEUP

Arizona State Sun Devils (54-14 Overall, 16-8 Pac-10)

Batting Order	No.	Name (B/T)	Pos	Ht	Wt	Yr	Notes/Key Stats
1	2	Dustin Pedroia (R/R)	SS	5-8	175	So.	.404/83 R/120 H/34 2B/3 3B/4 HR/52 RBI
2	20	Nick Walsh (L/R)	OF/DH	5-7	176	Jr.	.353/37 R/42 H/7 2B/1 3B/23 RBI/.483 OB%
3	14	Andre Ethier (L/L)	RF	6-3	190	Jr.	.377/75 R/98 H/13 2B/4 3B/10 HR/68 RBI
4	8	Jeremy West (R/R)	DH/1B	6-1	200	Jr.	.381/66 R/77 H/10 2B/1 3B/17 HR/71 RBI
5	11	Jeff Larish (L/R)	1B/3B	6-2	180	So.	.372/80 R/87 H/18 2B/2 3B/18 HR/95 RBI
or	30	Mike Guerrero (R/R)	DH/LF	6-2	200	Jr.	.358/23 R/34 H/12 2B/2 3B/2 HR/30 RBI
6	5	Dennis Wyrick (R/R)	3B	6-1	215	Sr.	.345/36 R/60 H/8 2B/4 3B/1 HR/35 RBI
or	32	Frank Mesa (L/R)	2B/3B	6-0	180	So.	.364/39 R/52 H/6 2B/1 3B/1 HR/23 RBI
7	4	Travis Buck (L/R)	RF/LF	6-2	190	Fr.	.326/59 R/78 H/13 2B/3 3B/4 HR/46 RBI/12 SB
8	9	Steve Garrabrants (R/R)	2B	5-10	173	Jr.	.324/56 R/69 H/16 2B/3 3B/8 HR/59 RBI/23 SB
9	39	Tuffy Gosewisch (R/R)	C	5-10	185	So.	.340/41 R/49 H/9 2B/2 HR/41 RBI/1.000 FLD%
or	31	Ryan Bosch (R/R)	CF	5-10	185	Fr.	.209/30 R/24 H/2 3B/5 HR/24 RBI
inj	10	Rod Allen	LF	6-2	205	Jr.	.305/31 R/36 H/4 2B/1 3B/6 HR/41 RBI

## Probable Pitching Rotation:

Day	No.	Name	Pos	Ht	Wt	Yr	Notes/Key Stats
---	47	Jered Liebeck	RHP	6-1	200	Sr.	8-0, 2.88 ERA, 21 G, 13 GS, 54 K's, 78.0 IP
---	45	Erik Averill	LHP	6-2	180	Fr.	8-2, 3.66 ERA, 20 G, 15 GS, 61 K's, 86.0 IP
---	40	Ben Thurmond	RHP	6-0	190	Sr.	8-0, 2.73 ERA, 20 G, 16 GS, 58 K's, 79.0 IP
---	26	Beau Vaughan	RHP	6-4	228	Sr.	10-6, 4.68 ERA, 26 G, 10 GS, 105 K's, 92.1 IP
Rel	15	Robbie McClellan	RHP	6-1	175	Sr.	7-0, 3.70 ERA, 28 G, 4 GS, 57 K's, 58.1 IP
Rel	12	Ryan Schroyer	Closer	6-1	205	Jr.	5-2, 9 S, 1.53 ERA, 30 G, 52 K's, 47.0 IP

\*Rotation/Starting Lineup Subject to Change



# Sun Devil Baseball 2003

## All-Pac-10:

Dustin Pedroia (co-Player of the Year)  
 Jeff Larish (1st)  
 Ryan Schroyer (1st)  
 Steve Garrabrants (1st)  
 Ryan Schroyer (1st)  
 Travis Buck (honorable mention)  
 Tuffy Gosewisch (honorable mention)  
 Jered Liebeck (honorable mention)  
 Frank Mesa (honorable mention)  
 Ben Thurmond (honorable mention)  
 Nick Walsh (honorable mention)  
 Jeremy West (honorable mention)

## All-Pac-10 Academic:

Bryce Kartler (honorable mention)  
 Tuffy Gosewisch (honorable mention)  
 Nick Walsh (honorable mention)

## Pac-10 Player/Pitcher of the Week:

Jered Liebeck (Feb. 4)  
 Jeremy West (Feb. 25)  
 Ryan Schroyer (Feb. 25)  
 Travis Buck (April 1)  
 Jeremy West (April 28)  
 Dustin Pedroia (May 19)  
 Andre Ethier (May 26)

## NCBWA All-American:

Dustin Pedroia (1st)  
 Steve Garrabrants (2nd)  
 Jeff Larish (3rd)  
 Jered Liebeck (3rd)

## Collegiate Baseball All-American:

Dustin Pedroia (1st)  
 Jeff Larish (2nd)  
 Travis Buck (1st freshman)  
 Erik Averill (1st freshman)

## Sports Weekly/ESPN All-American:

Dustin Pedroia (1st)

## Baseball America All-American:

Dustin Pedroia (2nd)  
 Jeff Larish (2nd)  
 Erik Averill (2nd - freshman)  
 Travis Buck (2nd - freshman)

## ABCA All-American:

Dustin Pedroia (1st)  
 Jeremy West (1st)  
 Jeff Larish (3rd)

## Quick Hits:

- Andre Ethier (2nd rd., A's) and Beau Vaughan (3rd rd., Red Sox) were ASU's first selections in the 2003 MLB Draft.
- Dustin Pedroia was named the Pac-10 co-Player of the Year with Stanford's Ryan Garko, while Ryan Schroyer, Andre Ethier, Jeff Larish and Steve Garrabrants all earned first-team honors.
- ASU hit 14 grand slams this year to set the NCAA record breaking the old mark by Oklahoma State in 1996.
- Larish broke the ASU single-season record for grand slams with four, while Jeremy West and Steve Garrabrants each had three.
- ASU recorded a school record with a 28-1 start to the season that included a 19-game winning streak.
- The Sun Devils held three Pac-10 opponents (Cal, WSU, Arizona) to four runs or less in a three-game series.
- ASU ranked in the top 10 in the NCAA in hitting (2nd), scoring (2nd), ERA (8th), and fielding (9th).
- The Sun Devils averaged 10.03 runs, 12.62 hits and 3.90 extra base hits per game this year.
- ASU scored 10 or more runs in 35 games in 2003 and recorded 10 or more hits in 50 of 68 games.
- ASU has scored in an NCAA record 501 consecutive games dating back to April 7, 1995. The old NCAA record was 349.
- The three runs given up in the WSU series are the least given up in a three-game Pac-10 series by ASU in 25 years.
- For the first time in ASU's 25-year history in the Pac-10, the Devils scored 20 runs twice in a conference series (WSU).
- The Jan. 16 season-opener was the second earliest start in ASU history and was the first collegiate game in 2003.
- The Devils recorded 157 big innings (2 or more runs) this year, including four innings of 10 or more runs.
- SS Dustin Pedroia broke the ASU and Pac-10 single-season record with 34 doubles and led the team hitting .404.
- Pedroia recorded 41 multi-hit games, four separate hitting streaks of 10 or more games and 120 hits.
- West (24 games) and Ethier (23 games) ended the year with the sixth and seventh longest streaks in ASU history.
- ASU's 12 players selected in the June MLB Amateur Draft led all Division I schools.

## CollegeBaseballInsider.com All-American:

Dustin Pedroia (1st)  
 Jeff Larish (2nd)  
 Jeremy West (HM)  
 Andre Ethier (HM)

## National Player of the Week:

Jered Liebeck (Feb. 4) - Collegiate Baseball/NCBWA  
 Jeremy West (April 28) - Collegiate Baseball  
 Andre Ethier (May 26) - Collegiate Baseball

## Tempe Regional All-Tournament Team:

Tuffy Gosewisch, C  
 Dennis Wyrick, 3B  
 Dustin Pedroia, SS (most outstanding player)  
 Andre Ethier, OF  
 Jeremy West, DH  
 Beau Vaughan, P  
 Ben Thurmond, P

## Coca-Cola Classic All-Tournament (Surprise, Ariz.):

Steve Garrabrants, 2B  
 Dustin Pedroia, SS (most outstanding player)  
 Rod Allen, OF  
 Mark Sopko, P

## Bob Schaefer Classic All-Tournament Team:

Jeff Larish, 1B  
 Steve Garrabrants, 2B  
 Dustin Pedroia, SS  
 Dennis Wyrick 3B  
 Travis Buck, OF  
 Beau Vaughan, P

## USA Baseball National Team Trials:

Dustin Pedroia, SS  
 Travis Buck, OF  
 Jeff Larish, 1B

## Preseason All-Americans:

Rod Allen (Baseball America - 3rd)  
 Andre Ethier (NCBWA - 3rd)  
 Jeremy West (Collegiate Baseball - 3rd)  
 Ryan Schroyer (Collegiate Baseball - 3rd, NCBWA - 2nd)

## Baseball America Midseason All-Americans:

Travis Buck, OF (freshman)  
 Erik Averill, LHP (freshman)  
 Dustin Pedroia, SS (sophomore)  
 Jeff Larish, 1B (sophomore)

## ASU HEAD COACH

### Pat Murphy



Since inheriting the Sun Devil program in August of 1994, Arizona State Baseball Head Coach Pat Murphy has carefully nurtured the tradition of excellence in Tempe, at the same time establishing himself as one of the top collegiate head coaches in the nation. He has guided Arizona State to top-12 national rankings in three of the past five years, including an appearance in the 1998 College World Series national championship game. Murphy is 360-178-1 in his ninth season in Tempe and posts an all-time 28-20 record in NCAA Tournament action. With a career 733-349-4 record in 19 seasons as a head coach, Murphy is the winningest active baseball coach under the age of 45 at any collegiate level. Murphy recorded his 600th career Division 1 victory in 2002 and recorded his 700th career coaching victory (all levels) with a 14-8 come-from-behind win over No. 11 Notre Dame (2/23). ASU has been in 78 straight national polls under Murphy.

## Month by Month at ASU:

January .....	40-4
February .....	88-32
March .....	88-59-1
April .....	86-49
May .....	54-30
June .....	4-5

## Pat Murphy at ASU

Record at ASU .....	360-178-1
Pac-10 .....	135-104
Non-Conference .....	222-74-1
NCAA Tournament .....	19-12

Opening Day Record .....	7-1
Earliest Start .....	Jan. 15, 1999 (Utah)
Latest Start .....	Feb. 2, 1996 (LMU)

## Pat Murphy Year-by-Year

**Career Record:** 733-349-4/18th season  
**Division I Record:** 678-294-2  
**Arizona State Record:** 360-178-1/9th season

Year	School	Overall
2003	Arizona State	54-14
2002	Arizona State	37-21
2001	Arizona State	37-20-1
2000	Arizona State	44-15
1999	Arizona State	39-21
1998	Arizona State	41-23
1997	Arizona State	39-22
1996	Arizona State	35-21
1995	Arizona State	34-21
1994	Notre Dame	46-16
1993	Notre Dame	46-16
1992	Notre Dame	48-15
1991	Notre Dame	45-16
1990	Notre Dame	46-12
1989	Notre Dame	48-19-1
1988	Notre Dame	39-22
1987	Claremont-Mudd Scripps	21-18-1
1986	Claremont-Mudd Scripps	24-16
1983	Maryville (Tenn.)	10-21-1



# Sun Devil Baseball 2003

## The .400 Club

Player	Avg.	Year
Paul Lo Duca	.446	1993
Mark Ernster	.439	1999
Roger Schmuck	.434	1971
Hubie Brooks	.432	1978
Mike Soddors	.424	1981
Dan McKinley	.423	1997
Chris Bando	.415	1978
Willie Bloomquist	.414	1998
Casey Myers	.412	2000
Bob Horner	.412	1978
Kevin Romine	.410	1981
Kevin Romine	.406	1982
Ken Landreaux	.406	1976
Oddibe McDowell	.405	1984
Dustin Pedroia	.404	2003
Andrew Beinbrink	.402	1999

## The 100 Hit Club

Player	Hits	Year
Paul Lo Duca	129	1993
Hubie Brooks	126	1978
Kevin Romine	121	1982
Dustin Pedroia	120	2003
Ken Landreaux	119	1976
Oddibe McDowell	117	1984
Mike Soddors	114	1981
Dan McKinley	113	1997
Willie Bloomquist	109	1998
Fernando Viña	108	1990
Kevin Higgins	108	1988
Chris Bando	107	1978
Bob Pate	106	1976
Jacob Cruz	105	1994
Antone Williamson	104	1993
Anthony Manahan	104	1990
Steve Willis	104	1988
Kevin Romine	102	1981
Bob Horner	102	1977
Alan Bannister	101	1972
Willie Bloomquist	100	1999
Mike Colbern	100	1976

## HR by Teammates

(1990-2003)

Players	HR	Year
Myers/Jones	18/27: 45	2000
Austin/Kelly	17/21: 38	1990
Shores/Cruz	21/15: 36	1994
Larish/West	18/17: 35	2003
Cady/Lo Duca	19/14: 33	1993

## Lowest Team ERA

(Aluminum Bat Era)

Year	ERA	Record
1975	2.35	61-13
1976	3.26	65-10
2003	3.32	53-12*
1977	3.44	57-12
1990	3.48	52-16
1982	3.68	58-15
1989	3.68	42-19
1988	3.86	60-13
1974	3.98	39-24

\*currently lowest team ERA since ASU joined the Pac-10 in 1979.



## A Record Breaking Season:

In addition to finishing in the top 10 in the NCAA in the four major statistical categories, the 2003 season also brought about a number of entries into the single-season record books. The 2003 team ranked third in runs scored (682), sixth in hits (858), fifth in doubles (160), second in RBI (630), third in walks (406), tied for third in batting average (.347), fifth in pitching shutouts (10) and third in ERA during the aluminum bat era (3.32). The 54 wins are the most by a Sun Devil squad since the 1988 team finished with 60 victories. ASU also set an NCAA record with 14 grand slams and extended its NCAA record consecutive games scoring streak to 501 games (dating back to April 7, 1995). Individually, several Sun Devils also had record-breaking seasons. Shortstop Dustin Pedroia became only the 22nd player with 100 hits and the 16th player to hit .400. He ranks fourth all-time with his 120 hits and 15th by hitting .404. He set an ASU and Pac-10 record with 34 doubles. First baseman Jeff Larish broke into the record books in several categories, including ranking fifth with 95 RBI and second with 78 walks. He broke the school record with four grand slams and tied the single-game records with nine RBI and four doubles. Designated hitter Jeremy West also tied the single-game records with nine RBI and three home runs.

## Pedroia and Larish Named All-American:

The 2003 season was an All-American year for ASU sophomores Jeff Larish and Dustin Pedroia. *Collegiate Baseball*, NCBWA, *CollegeBaseballInsider.com*, ABCA and *USA Today/Sports Weekly* named sophomore shortstop Dustin Pedroia a first-team All-American. He was also named the NCBWA District VIII Player of the Year and Pedroia also earned second-team All-America honors from *Baseball America*. Larish earned second-team honors from *Collegiate Baseball* and *Baseball America*, and third-team honors from the ABCA and NCBWA. Southern second baseman Rickie Weeks, a teammate of Pedroia's on the 2002 USA Baseball National Team, was named the consensus National College Player of the Year. Pedroia (Woodland, Calif.) added to his postseason honors after being named the Pac-10 Co-Player of the Year. The sophomore shortstop finished the year hitting .404 (120-for-297) with 34 doubles, four home runs and 52 RBI. Larish hit .372 (87-for-234) with 18 home runs and a Pac-10 best 95 RBI. The First-Team All-Pac-10 selection became only the second Sun Devil to join the 70-70 (RBI-BB) club with 95 RBI and 78 walks.

## Devils Lead All Colleges in MLB Draft:

The Sun Devils had a record 12 players selected in the Major League Draft and had two more players sign free agent contracts. ASU led all major colleges with its 12 selections during the two-day, 50-round draft, setting a record during the Pat Murphy era (1995-P).

Player	Team	Round	Overall
Andre Ethier, OF	Oakland A's	2nd	62
Beau Vaughan, RHP	Boston Red Sox	3rd	84
Jeremy West, C/DH	Boston Red Sox	7th	204
Steve Garabrants, 2B	Arizona Diamondbacks	9th	279
Ryan Schroyer, RHP	Minnesota Twins	11th	328
Bryce Kartler, LHP	New York Yankees	11th	334
Robbie McClellan, RHP	Kansas City Royals	12th	342
Ben Thurmond, RHP	San Francisco Giants	15th	453
Mark Sopko, RHP	Toronto Blue Jays	21st	620
Rod Allen, OF	Tampa Bay Devil Rays	22nd	638
Dennis Wyrick, 3B	Baltimore Orioles	23rd	674
Mike Guerrero	Arizona Diamondbacks	42nd	1266

## Two More Sun Devils Make MLB Debut:

Former Arizona State pitcher Jon Switzer (1999-2001) and outfielder Jeff Duncan (1999-2000) made their major league debuts during the 2003 season, becoming the 78 and 79th Sun Devils to wear a MLB uniform. Switzer and Duncan are among eight former Sun Devils who have played in the major leagues at one point this season: Barry Bonds (San Francisco Giants), Willie Bloomquist (Seattle Mariners), Duncan (New York Mets), Paul Lo Duca (Los Angeles Dodgers), Sean Lowe (Kansas City Royals), Gabe Molina (St. Louis Cardinals), Switzer (Tampa Bay Devil Rays) and Fernando Viña (St. Louis Cardinals).

## Larish and Pedroia Bring Home Silver For Team USA:

Arizona State baseball players Jeff Larish and Dustin Pedroia completed a successful summer season with the USA Baseball National Team helping the Red, White and Blue to a silver medal in the Pan Am Games in Santo Domingo, Dominican Republic. Team USA lost to Cuba 3-1 in the gold medal game to end the summer season with a National Team record 27-2 record (.931). Pedroia (Woodland, Calif.) and Larish (Tempe, Ariz.) become the ninth and 10th selections from Arizona State to represent the Red, White and Blue of USA Baseball. ASU has now had seven selections to Team USA since 1998, including Pedroia who repeated as a member of Team USA after also playing on the team in 2002. Pedroia was second on Team USA with 30 hits. He finished the summer hitting .294 (30-for-102) with 22 runs scored, five doubles, one home run and 12 RBI. Pedroia's stellar defense gained several standing ovations and earned him a place on the Pan Am Games All-Tournament team. In 28 games with Team USA, Pedroia made only one error in 106 total chances (.991 FLD%). Larish started all 29 games for Team USA, leading the team with 23 RBI and his eight home runs were the most by a Team USA player since they started using wood bats. Larish finished the summer hitting .255 (26-for-102) with three doubles and one triple. During one stretch of games against teams from the Great Lakes Collegiate League, Larish hit home runs in five straight games to rank second in the USA Baseball record books.





# Sun Devil Baseball 2003

## ASU in NCAA National Rankings:

The Arizona State Baseball team dominated the final release of the NCAA statistics as the only team in the nation (283 Division I teams) to rank in the top 10 in the four major statistical categories. ASU, who finished the season ranked No. 7 in the nation (Baseball America) with a 54-14 record, placed second in batting average (.347), second in scoring (10.03 runs per game), eighth in pitching (3.32 ERA) and ninth in fielding (.973 FLD%). In addition, the Sun Devils also ranked fourth in win-loss percentage (.794), fifth in slugging percentage (.529) and 28th in home runs per game (1.18). ASU also broke the NCAA record with 14 grand slams and extended its NCAA record consecutive games scoring streak to 501 games. Individually the Sun Devils also had several players rank nationally. Sophomore shortstop Dustin Pedroia led the nation with 34 doubles (0.50 per game) and was also 31st with a .404 batting average and fourth in toughest to strikeout. Sophomore first baseman Jeff Larish led the nation in walks (1.20 per game), was sixth with 1.46 RBI per game (95 total) and 18th in runs scored per game (1.23).

Team Stats	Rank	Actual	National Leader	Actual
Batting Average	2	0.347	Southern U.	0.351
Earned Run Average	8	3.32	Va. Commonwealth	2.54
Fielding Percentage	9	0.973	Long Beach St.	0.98
Scoring (283 ranked)	2	10.0	Southern U.	10.2
Home Runs Per Game	28	1.18	New Mexico St.	1.75
Triples Per Game	29	0.37	Arizona	0.86
Doubles Per Game	14	2.35	New Mexico	2.87
Slugging Percentage	5	0.529	Southern U.	0.572
Stolen Bases	137	1.09	Jackson St.	3.35
Double Plays Per Game	45	0.97	Southern Ill.	1.31
WL Pct	4	0.794	Southern U.	0.863

Individual Stats	Player	Rank	Actual	National Leader
Batting Average	Dustin Pedroia	31	.404	Rickie Weeks, So.U (.479)
	Jeremy West	87	0.381	
HR Per Game	Jeff Larish	51	0.28	Billy Becher, NMSU (0.52)
	Jeremy West	53	0.27	
RBI Per Game	Jeff Larish	6	1.46	Billy Becher, NMSU (1.93)
	Jeremy West	47	1.13	
Doubles Per Game	Dustin Pedroia	1	0.5	Dustin Pedroia, ASU (0.50)
Toughest to strikeout	Dustin Pedroia	4	22.8	Matt Rogelstad, Ark.St. (41.6)
Runs Per Game	Jeff Larish	18	1.23	Rickie Weeks, So.U (1.63)
	Dustin Pedroia	20	1.22	
	Andre Ethier	62	1.20	
Slugging Percentage	Jeff Larish	38	.697	Rickie Weeks, So.U (.933)
	Jeremy West	41	.693	
Walks	Jeff Larish	1	1.2	Jeff Larish, ASU (1.2)
	Andre Ethier	25	.76	
	Jeremy West	39	0.71	
ERA	Ben Thurmond	62	2.73	Tom Mastny, Furman (1.09)
	Jered Liebeck	84	2.88	
Victories	Beau Vaughan	25	10.0	Jeff Niemann, Rice 17.0
K's Per Nine Innings	Beau Vaughan	31	10.2	Ryan Wagner, Houston 16.8

## Seven Sun Devils Named To Tempe Regional All-Tournament Team:

Seven Arizona State players were named to the All-Tournament Team after the Devils completed a three-game sweep at the regional held at Tempe Diablo Stadium. Tuffy Gosewisch (C), Dennis Wyrick (3B), Dustin Pedroia (SS), Andre Ethier (OF), Beau Vaughan (P), Ben Thurmond (P) and Jeremy West (DH) were all voted on to the team by represented media at the tournament. Pedroia was 8-for-16 (.500) in the regional and played flawless defense and was named the Regional Most Outstanding Player.

## ASU Dominates Regional At Tempe Diablo:

The Sun Devils dominated Central Connecticut State, New Mexico State and UNLV during the NCAA Regional at Tempe Diablo Stadium by outscoring the three teams 45-3. The 42 run margin of victory included a 14-2 win over CCSU, a 15-0 blanking of New Mexico State and brought home the regional championship with a 16-1 victory over UNLV. ASU hit at an impressive .387 clip in the regional and pitched for a 0.67 ERA in the three games.

## Larish Becomes Second Sun Devil To Join 70-70 Club:

Sophomore first baseman Jeff Larish led the Pac-10 with 95 RBI and also ranked first in the nation with 78 walks. Larish's amazing season also included 18 doubles and 18 home runs, while hitting .372 (87-for-234). Even more amazing is that Larish became only the second player in ASU Baseball history to join the 70-70 (RBI-BB) club. Former Sun Devil and major leaguer Alvin Davis, who played first base for the Sun Devils from 1979-82, is the only other member of that club after recording 91 RBI and a single-season school record 87 walks in 1982. Larish ranks fifth in the ASU single-season record books with his 95 RBI.

## A Record Setting Season For Jeff Larish:

Jeff Larish has rewritten the ASU record books several times this year with countless memorable performances. Larish broke the ASU single-season record with four grand slams, tied the ASU single-game records with nine RBI (SDSU; 1/26) and four doubles (Arizona; 5/25) and with 78 walks ranks in the ASU single-season record books. He has also belted 18 home runs and his 95 RBI led the Pac-10 and ranked fifth in the ASU single-season record books.

## 2003 Statistical Comparison

Category	Overall	Pac-10
Games	68	24
Record	54-14	16-8
Average	.347	.349
Runs	682	229
Hits	858	322
2B	160	53
3B	25	11
HR	80	30
SB	74	25
ERA	3.32	3.59
SO	530	164
BB	233	91

## Devils in the Polls...

	BA	SW	CB	NCBWA
PS	8	9	12	10
2/3	--	--	9	9
2/10	5	6	7	7
2/17	5	4	5	6
2/24	4	2	4	4
3/3	4	3	4	4
3/10	3	1	1	3
3/17	3	1	1	2
3/24	3	2	4	3
3/31	7	3	5	4
4/7	7	4	6	5
4/14	6	4	6	4
4/21	11	5	7	6
4/28	8	4	4	4
5/5	6	3	4	3
5/12	6	3	4	3
5/19	6	4	4	3
6/2	5	4	4	2
Final	7	9	10	7

## ASU Quick Facts/Notes

### Arizona State Postseason History

NCAA Appearances	27
NCAA Record	128-53 (.707)
CWS Appearances	18
National Championships	5
CWS Runner-Up Finishes	5
Last CWS Appearance	1998 (2nd)
College World Series Record	55-30 (.647)
Regional Titles (last)	13 (2003)

### Baseball History

All-Time Record	2,317-1,129-6
Early Record	333-338-5
Modern Record	1,984-791-1
Packard Stadium	818-235-1 (29)
Best Record All-Time	59-8 (1973)
School Record Wins in a Season	65 ('76)

### Media Relations Information

Baseball Contact	Jeff Evans
Evans' E-Mail	jeff.evans@asu.edu
Evans' Direct Line	(480) 965-6594
Phone	(480) 965-6592
Fax	(480) 965-5408
Diablo Press Box Phone	(602) 453-3790
Website	www.TheSunDevils.com
Evans' Record at ASU	128-55-1

## The Pedroia Record Watch

### Career Batting Average:

1. Kevin Romine (1981-82)	.408
2. Hubie Brooks (1977-78)	.396
3. Willie Bloomquist (1997-99)	.394
4. Mike Soddors (1980-81)	.389
5. Dan McKinley (1995-97)	.389
6. Chris Bando (1975-78)	.388
7. Bob Horner (1976-78)	.384
8. Casey Myers (1998-2001)	.384
9. Roger Schmuck (1970-71)	.381
10. Oddibe McDowell (1983-84)	.380
11. Dustin Pedroia (2002-P)	.379



# Sun Devil Baseball 2003

## Inside the Numbers

<b>3</b>	Times ASU has hosted an NCAA Regional in last four years.
<b>5</b>	NCAA National Championships won by the Sun Devils.
<b>7</b>	Consecutive hits by Junior OF Andre Ethier over two games vs. Hawaii-Hilo.
<b>8</b>	Consecutive K's by senior Beau Vaughan vs. UHH (1/17) to ranks second in ASU record books.
<b>10</b>	Number of Sun Devils who have played for USA Baseball National Team since 1984.
<b>11</b>	Preseason Baseball America top 50 Teams ASU played in '03.
<b>17</b>	Career saves by junior closer Ryan Schroyer which tied for fourth in ASU's career record books.
<b>18</b>	Number of times ASU has played in the College World Series.
<b>19</b>	Players on the 2003 squad that have been drafted by MLB.
<b>36</b>	Number of career home runs by junior DH/C Jeremy West.
<b>78</b>	Consecutive polls ASU has been ranked in at least one national poll.
<b>79</b>	Number of former Sun Devils who have played in Major League Baseball.
<b>95</b>	Number of RBI by first baseman Jeff Larish in 2003.
<b>202</b>	Number of career hits by So. Shortstop Dustin Pedroia.
<b>360</b>	Number of wins in head coach Pat Murphy's nine seasons as the skipper of the Sun Devils.
<b>413</b>	Career at-bat in which senior Dennis Wyrick hit his first home run as a Sun Devil.
<b>501</b>	ASU's active NCAA record consecutive games scoring streak dating back to 1995.
<b>1206</b>	Number of combined MLB home runs by former Devils Barry Bonds and Reggie Jackson. (as of All-Star Game)

## Pedroia Sets School and Pac-10 Doubles Record:

Sophomore shortstop Dustin Pedroia set the ASU and Pac-10 single-season record with 34 doubles in 2003. He tied the record of 30 set by Chris Bando in 1978 in the series opener vs. OSU (5/12) and broke the record with a first-inning double against Washington (5/13). Pedroia broke the Pac-10 record of 31 set by Washington State's Mike Kinkade in 1994 vs. Washington (5/18) with a shot down the left field line. Pedroia led the NCAA with 0.50 doubles per game and was only two doubles off the NCAA record of 36.

### ASU Single Season Doubles:

1. *Dustin Pedroia, 2003* ..... 34
2. Chris Bando, 1978 ..... 30
3. Antone Williamson, 1993 ..... 29
- Steve Willis, 1988 ..... 29
5. Clay Westlake, 1976 ..... 26

### Pac-10 Single-Season Doubles

1. *Dustin Pedroia, ASU (2003)* .. 34
2. Mike Kinkade, WSU (1994) ... 31

### NCAA Single-Season Doubles (last):

1. Brad Hawpe, LSU (2000) ..... 36

## Pedroia Joins .400 and 100 Hit Club:

Sophomore shortstop Dustin Pedroia joined a pair of elite clubs during his memorable 2003 season. Pedroia became only the 16th player to hit over .400 in a season dating back to the start of varsity baseball at ASU in 1959. With 120 hits, Pedroia also became only the 22nd player to join the 100-hit club. His 120 hits, which included a Pac-10 record 34 doubles and was highlighted by 41 multi-hit games, ranked as fourth most in ASU single-season history. Pedroia will enter his junior season with 202 career hits and a .379 career batting average.

## Pedroia Earns Co-Pac-10 Player of the Year:

Sophomore shortstop Dustin Pedroia was named the Pac-10 Co-Player of the Year with Stanford senior catcher Ryan Garko. Pedroia finished the year leading the team in hitting at .404 (120-for-297), while setting the Pac-10 record with 34 doubles. With his selection Pedroia becomes the 10th Sun Devil to earn the Pac-10 Player of the Year award. Since the Pac-10 North and South divisions joined in 1999, ASU has had a player win the POY award in all but one season (1999: Willie Bloomquist; 2000: Casey Myers; 2001: Casey Myers; 2003: Dustin Pedroia).

## Ethier, Schroyer, Larish and Garrabrants Named first-Team All-Pac-10:

Four Sun Devils earned first-team All-Pac-10 honors and seven more earned honorable mention status. Andre Ethier (Jr., OF), Steve Garrabrants (Jr., 2B), Ryan Schroyer (RHP, Jr.) and Jeff Larish (So., 1B) were the four ASU selections. Ethier was named for the second straight year. Arizona and Stanford also had four players selected to the first team. In addition, seven Sun Devils were named to the honorable mention All-Pac-10 team. Ben Thurmond (Sr., RHP), Jeremy West (Jr., DH), Travis Buck (Fr., OF), Jered Liebeck (RHP, Sr.), Frank Mesa (So., INF), Nick Walsh (Jr., UTL) and Tuffy Gosewisch (So., C) were all named honorable mention All-Pac-10 selections.

## Buck and Averill Earn Freshman All-America Honors:

Left-handed pitcher Erik Averill and outfielder Travis Buck continued the tradition of placing Sun Devils on the various freshman All-America teams. Averill and Buck were both second-team selections by *Baseball America* and first-team selections by *Collegiate Baseball*. Averill ended his freshman season with an 8-2 record and a 3.66 ERA. He struck out 61 in 86.0 innings, including a career high eight against Cal State Fullerton in the Super Regionals. Buck hit .326 (78-for-239) with 13 doubles, four home runs and 46 RBI. He became the first freshman in Pac-10 Baseball history to hit for the cycle when he went 5-for-5 against Southern Utah (3/7).

## A Clean Sweep of the Wildcats:

The Sun Devils continued their dominance over their rivals to the South, the Arizona Wildcats, by sweeping a three-game series to end the 2003 regular season. The Devils recorded the sweep in dominating fashion, outscoring Arizona 36-4 in the three games. The Devils opened the series with a 5-2 win on Friday night scoring three in the bottom of the eighth to break a 2-2 tie. ASU then pounded UA over the next two games, winning 16-0 on Saturday and completed the sweep with a 15-2 victory on Sunday. For the series the Sun Devils hit .380 with eight doubles, seven home runs and recorded 78 total bases. The pitching was just as dominant with a 1.33 team ERA and for the third time in Pac-10 play held an opponent to under four runs in a series. Andre Ethier earned Pac-10 Player of the Week after hitting .500 (6-for-12) with three home runs in the series. Sophomore Jeff Larish also caught fire going 8-for-11 (.727) in the rivalry series to raise his season average from .358 to .377.

## Pitching Staff Dominates in 2003:

Arizona State has always been known as an offensive team, often ranking amongst the top teams in the nation in batting and runs scored. 2003 was no exception, but the pitching also decided to join the hitting in 2003. ASU's pitchers, led by pitching coach Chris Sinacori, led the Pac-10 with a 3.32 ERA, ranking eighth in the NCAA. Senior starting pitchers Ben Thurmond (2.73) and Jered Liebeck (2.88) finished No. 1 and No. 2 in the Pac-10 in ERA and senior Beau Vaughan was second in the league with 105 strikeouts. The 3.32 ERA marks the first time since 1990 that an ASU pitching staff has finished a season under a 4.00 ERA and is the lowest since the 1976 Sun Devil hurlers posted a 3.26 ERA. In fact, since the NCAA adopted the designated hitter and aluminum bats in 1974, the 3.32 ERA is the third lowest.



# Sun Devil Baseball 2003

## A Note About Shutouts:

Beau Vaughan, Robbie McClellan, Bryce Kartler, Ryan Schroyer and Carlos Arguello combined for ASU's 10th shutout of the season in a 15-0 win over New Mexico State in the NCAA Regionals at Tempe Diablo Stadium. The 10 shutouts are the most by an ASU squad since recording 11 in 1976 and the fifth most in ASU history. The previous most by a Pat Murphy coached squad was six in 1999. The Devils had recorded only six shutouts combined between 2000, 2001 and 2002.

## Comparing 2003 to 1981:

Arizona State put together an amazing season in 2003 leading the Pac-10 and amongst the NCAA leaders in pitching (3.32 ERA), hitting (.347), fielding (.973) and averaged 10.03 runs per game. ASU's fifth and last national championship came in 1981 with a Sun Devil squad that is arguably the best to take the field in program history. The 1981 squad set school records in home runs (110), runs (694) and batting average (.356). Star performers on the 1981 club included Pac-10 Player of the Year Mike Sodders (.424, 22 HR), Alvin Davis (.395, 20 2B) and Kevin Romine (.410, 12 HR, 20 2B). Here is a comparison look at the two squads:

Year	Games	Record	Runs	Avg.	2B	HR	SB
1981	68	55-13	694	.356	155	110	82
2003	68	54-14	682	.347	160	80	74

## Andre Ethier Named Pac-10 and National Player of the Week:

For consecutive weeks to end the 2003 regular season, an Arizona State baseball player was named the Pac-10 Player of the Week. Junior outfielder Andre Ethier earned the weekly Pac-10 honor and was also named the *Collegiate Baseball* National Player of the Week after hitting four home runs and compiling a .471 batting average in ASU's four games against Washington and Arizona (5/19-5/25). Ethier, from Phoenix, Ariz., went 8-for-17 (.471) with six runs scored, two doubles, two triples, four home runs and eight RBI during the four-game stretch, including a three-game sweep over instate rival, Arizona. In the four games he compiled a 1.529 slugging percentage while the Sun Devils went 3-1 to reach the 50-win mark on the season (50-12). The Pac-10 Player of the Week honor was the second for Ethier in his career and the 71st selection all-time for Arizona State. Arizona State had four players for five total selections as the weekly player of the week honor in 2003. Jeremy West earned the honor twice, while Dustin Pedroia, Travis Buck and Ethier all earned one weekly award. West, senior right-handed pitcher Jered Liebeck and Ethier have all earned *Collegiate Baseball* National Player of the Week honors. Ethier finished his ASU career hitting .377 (98-for-260) with 13 doubles, four triples, 10 home runs and 68 RBI. Drafted in the second round by the Oakland Athletics, Ethier ended the year with a 23-game hitting streak. During the streak, which is listed as one of the top 10 longest in ASU history, Ethier combined to go 44-for-99 (.444) with eight home runs and 31 RBI.

## West Ends Career With a Bang:

Junior designed hitter Jeremy West ended his ASU career with a bang, hitting .381 (77-for-22) with 17 home runs and 71 RBI. He was named a first-team All-American by the ABCA and an honorable mention selection by CollegeBaseballInsider.com. He was the seventh round selection of the Boston Red Sox and began his professional career with the Lowell Spinners in the New York-Penn League. West finished the season with a 24-game hitting streak, marking the sixth longest streak in ASU history. During the streak West combined to go 46-for-98 (.469) with eight home runs and 38 of his 71 RBI (54%). He was named to the Tempe Regional All-Tournament Team hitting .600 (9-for-15) with seven RBI. Over the last 37 games of the season, West raised his season average from .280 to .381, combining to go 57-for-130 (.438) with 50 RBI. He recorded a record-breaking weekend vs. Washington State (4/25-27) in which he earned his fourth career Pac-10 Player of the Week award. In the three-game set vs. the Cougars, West combined to go 9-for-16 (.562) with five home runs, seven runs scored and 13 RBI. He homered in all three games (extending his consecutive games homer streak vs. WSU to six games), including hitting a walk-off two-run homer in the 10th inning in Saturday's 5-3 victory and belting an ASU single-game record tying three on Sunday. Going 5-for-7 in the series finale, West tied the single-game home run mark with a two-run, three-run and grand slam home run and also equaled the school record with nine RBI. For the season, West finished second on the team with 17 home runs and ranked 53rd in the NCAA with 0.27 home runs per game. He had three multi-home run games, and with 36 career homers tied for 8th in the ASU career record books. His .647 career slugging percentage also ranks fifth and his 176 RBI are tied for ninth in ASU history.

## Best Slugging Percentage (min. 250 at-bats)

	G	AB	H	TB	SLG%
1. Mitch Jones (1999-2000)	109	405	141	296	.731
2. Bob Horner (1976-78)	186	683	262	492	.720
3. Rick Morris (1985-86)	126	477	178	325	.681
4. Roger Schmuck (1970-71)	112	420	160	273	.650
5. Jeremy West (2001-03)	168	550	194	356	.647

## ASU Career Home Runs

1. Bob Horner (1976-78)	56
2. Mike Kelly (1989-91)	46
3. Barry Bonds (1983-85)	45
4. Dan Rumsey (1986-89)	44
5. Andrew Beinbrink (1996-99)	40
6. Casey Myers (1998-2001)	39
7. Mitch Jones (1999-2000)	38
8. Jeremy West (2001-03)	36
Ted Dyson (1983-87)	36
Mike Sodders (1980-81)	36

## ASU Career RBI

1. Andrew Beinbrink (1996-99)	283
2. Casey Myers (1998-2001)	275
3. Clay Westlake (1973-76)	250
4. Bob Horner (1976-78)	229
5. Alvin Davis (1979-82)	200
6. Mike Kelly (1989-91)	194
Ken Landreaux (1974-76)	194
8. Alan Bannister (1970-72)	177
9. Willie Bloomquist (1997-99)	176
Jeremy West (2001-03)	176

## How ASU Ranks In the Pac-10

### Team Offensive Rankings:

Avg.	.....347	1st
Runs	.....682	1st
Hits	.....858	1st
Doubles	.....160	1st
Triples	.....25	3rd
Home Runs	.....80	2nd
RBI	.....630	1st
OB %	......449	1st
SLG %	......529	2nd

### Team Pitching Rankings:

ERA	.....3.32	1st
Strikeouts	.....530	1st
Wins	.....54	1st
Saves	.....10	6th
Opposing Avg.	......252	2nd
Innings Pitched	.....602.2	2nd
Walks	.....233	8th
FLD %	......973	2nd

### Pac-10 Individual Rankings

#### Jeff Larish

Batting	......372	9th
Slugging %	......697	4th
On Base %	......528	2nd
Hits	.....87	7th
Runs	.....80	3rd
RBI	.....95	1st
Doubles	.....18	8th
Home Runs	.....18	t-3rd
Total Bases	.....163	4th
Walks	.....78	1st

#### Dustin Pedroia

Batting	......404	2nd
Hits	.....120	1st
Doubles	.....34	1st
At Bats	.....297	2nd
Total Bases	.....172	2nd
On Base %	......472	7th
Runs	.....83	1st
Walks	.....36	6th

#### Steve Garrabrants

RBI	.....59	10th
Stolen Bases	.....23	2nd

#### Andre Ethier

Batting	......377	8th
On Bas %	......488	4th
Runs	.....75	4th
Hits	.....98	4th
RBI	.....68	5th
Total Bases	.....149	6th
Walks	.....52	2nd

#### Jeremy West

Batting	......381	7th
Slugging %	......693	5th
On Base %	......513	3rd
Runs	.....66	7th
Home Runs	.....17	5th
Walks	.....45	4th

#### Erik Averill

ERA	.....3.66	5th
Opp Avg.	......264	6th

#### Ryan Schroyer

Saves	.....9	t-2nd
Relief Appearances	.....30	2nd
Games Finished	.....25	1st

#### Jered Liebeck

ERA	.....2.88	2nd
Opp Avg.	......265	8th

#### Ben Thurmond

ERA	.....2.73	1st
Opp Avg.	......262	5th

#### Beau Vaughan

Strikeouts	.....105	2nd
Opp Avg.	......254	3rd
Innings Pitched	.....92.1	9th



# Sun Devil Baseball 2003

## Close Games:

Arizona State finished the year with a 54-14 record and lost consecutive games only two times in 2003. Of the Devils 14 setbacks, five were by one run and eight by three or less runs. ASU's eight Pac-10 setbacks came by way of four one-run games and two, two-run contests. Additionally, ASU proved to be a strong bounce-back team going 11-2 after a loss.

## Scoring at Will:

Arizona State finished the season ranked second in the NCAA averaging 10.03 runs per game and scored 10 or more runs in 35 of its 68 games (51%). The Devils have also scored 20 or more runs in three games this season and as a team are also ranked second in the nation (first in Pac-10) hitting .347. The 10.03 runs per game average are the fourth best during 45 years of ASU varsity baseball history. With 35 games of scoring 10 or more runs, ASU trailed only the 1981 Sun Devils (36) for the most games with double-digits in runs scored since ASU joined the Pac-10 in 1979.

## Nine RBI:

Twice during the 2003 season a pair of Sun Devils tied the ASU single-season record with nine RBI in a single game. Sophomore Jeff Larish was the first to do it in a 24-9 win over San Diego State (1/26). Larish accomplished the nine RBI with a two-run single, two-run home run, a grand slam home run and a bases loaded walk. Junior Jeremy West also had nine RBI in his record setting game vs. Washington State (4/27), in which he went 5-for-7 with three home runs. West recorded his nine RBI with a two-run homer, a three-run homer and a grand slam. The only other Sun Devil to record nine RBI in a game was Tommy Adams on May 2, 1990 vs. UNLV.

## Larish Breaks Single-Season Record With Four Grand Slams:

With his fourth grand slam of the season in the eighth inning of ASU's 17-1 blowout of UCLA on April 19, sophomore Jeff Larish broke the single-season record for grand slams. Dave Hudgens set the previous record of three in 1977. ASU also broke the single-season NCAA record with 14 grand slams. Here is a look at Larish's four grand slams this year:

GS	HR #	Game #	Date	Opponent	Pitcher	Inning
1.	5	9	Jan. 26	San Diego State	Coon	4
2.	8	21	Feb. 22	Notre Dame	Ogilvie	5
3.	9	23	Feb. 28	Penn State	Stidole	4
4.	14	48	Apr. 19	UCLA	Miltnerberger	8

## Home Run Notes:

The Sun Devils finished the 2003 season with 80 home runs, doubling their entire season total from both 2001 and 2002. In fact, the season total of 80 in 2003 is more than both 2001 (33) and 2002 (38) combined. ASU has hit 56 of those home runs at Packard Stadium and 24 in its 31 road or neutral site games. Of the 37 games played at Packard Stadium the Devils hit at least one home run in 27 games. A total of 12 different players hit at least one home run and nine players had two or more home runs. Sophomore first baseman Jeff Larish led the team with 18 home runs, while junior designated hitter Jeremy West had 17. The Devils homered in 43 of their 68 games (66%), including 23 multi-home run games. The Devils also recorded an NCAA record 14 grand slams with Larish (4), Steve Garrabrants (3), Jeremy West (3), Rod Allen (2) and freshmen Ryan Bosch and Travis Buck all leaving the yard with the bases loaded to tie the NCAA record. ASU had only one grand slam in 2002 and four in 2001. ASU's home run breakdown includes 22 solo shots, 29 two-run homers, 15 three-run home runs and 14 grand slams to account for 25% of the total run production in 2003 (166 runs). Listed below are ASU's home run totals since the NCAA adopted the current bat rules for the 1999 season.

Year	Games	HR	HR Per Game
1999	60	67	1.12
2000	59	86	1.46
2001	58	33	0.57
2002	58	38	0.66
2003	68	80	1.18

## Production at First Base:

The first base position proved to be ASU's big run producer this year with Jeff Larish, Mike Guerrero and Jeremy West combining to torture opposing teams. In ASU's 68 games, Larish has played in 61 games, Guerrero in 14 games and West in two games at first base. The trio has combined to go 104-for-261 (.398) with 27 doubles, 20 home runs and 106 RBI.

## About the 19-Game Winning Streak:

After starting the year 9-0, ASU suffered its first setback with an 11-5 loss at nationally ranked Long Beach State on Jan. 31. After that loss, ASU went on a 19-game winning streak combining to go 13-0 in February and won the first six games in March before losing 6-5 to No. 30 Oklahoma (3/14). The 19-game winning streak is the longest by an ASU squad since the 1990 team won 23 straight games. Dustin Pedroia led ASU during the streak hitting .432 (35-for-81) with 11 of his Pac-10 leading 28 doubles. As a team the Sun Devils hit at a .344 clip and pitched for an impressive 2.56 ERA.

## Sun Devils Record Best Start in School History:

Arizona State's 28-1 start to the season goes down in the record books as the best start in school history. The 28-1 record includes an 11-game winning streak to start the season before a loss at nationally ranked Long Beach State (Jan. 31) and a 19-game win streak up until suffering a 6-5 loss to Oklahoma (3/14). During the 28-1 start to the season ASU's pitchers posted an impressive 3.11 ERA and the hitters combined for a .360 team batting average. Here is a look at ASU's best starts in school history:

Year	Start	Final Record
2003	28-1	54-14
1972	23-1	64-6
1978	17-1	56-12
1988	17-1	60-13

## Ethier and West End Careers With Record Hitting Streaks:

Arizona State juniors Andre Ethier and Jeremy West ended their respective careers with a bang, each notching memorable hitting streaks. West extended his streak to 24 games in the season finale and Ethier ended with a 23-game streak. Each are among the top 10 longest hitting streak in ASU Baseball history, with West's tying for the sixth longest. Here is a look at how each player did during their hitting streaks:

Player	Current Streak	Statistics During Streak
Jeremy West	24 Games	.469, 46-for-98, 26 R, 38 RBI, 6 2B, 1 3B, 8 HR
Andre Ethier	23 Games	.444, 44-for-99, 32 R, 31 RBI, 4 2B, 3 3B, 8 HR

## Thurmond and Liebeck Lead Pac-10 in ERA:

Senior right-handed pitchers Ben Thurmond and Jered Liebeck finished No. 1 and No. 2 in the Pac-10 in ERA (with pitching minimums). Thurmond, a senior transfer from Winthrop, finished the year 8-0 with a 2.73 ERA. He struck out 58 and gave up 24 earned runs in 79.0 innings. Thurmond ended his brief ASU career picking up the win in the Super Regional against Cal State Fullerton and was drafted in the 15th round by the San Francisco Giants. Liebeck was also 8-0 during his senior year with a 2.88 ERA. He struck out 54 and gave up 25 earned runs in his 21 appearances (78.0 IP).

## The Big Inning:

The Sun Devils were a scoring machine in 2003 finishing second in the NCAA by averaging 10.04 runs per game. ASU also proved to be an explosive team at the plate, recording 160 big innings (2 or more runs). The team has also recorded 36 innings when they score five or more runs and have scored over 10 runs in an inning four times. ASU's biggest run production in a single frame was 12 in the opening game vs. Washington State (4/25) and 12 in the ninth inning vs. NMSU (5/31). ASU has also produced a pair of first innings with 10 or more runs (Arizona; 5/24, WSU; 4/27).

## Double Vision:

ASU recorded a Pac-10 best 160 doubles in 2003 (2.35 per game average) to rank fifth in ASU single-season history. Sophomore shortstop Dustin Pedroia led the NCAA with a school and Pac-10 record 34 doubles. Junior Jeff Larish was second on the team with 18 after recording a record-tying four vs. Arizona (5/25). The team record for doubles in a season is 185 set in 1988, while the individual season record was previously 30 by Chris Bando in 1978.

## ASU Single-Season Doubles:

1.	185	1985
2.	181	1976
3.	172	1993
4.	161	1975
5.	160	2003
6.	158	1978





# Sun Devil Baseball 2003

## Pedroia Named To Initial Watch List For Golden Spikes Award:

Arizona State sophomore shortstop Dustin Pedroia was included among 25 players named to the initial watch list for the 2003 Golden Spikes Award, given annually to the nation's top amateur baseball player. The 2002 Team USA member was one of only two Pac-10 players to be named to the initial watch list (Carlos Quentin, Stanford). The five finalists were named this week without Pedroia making the final cut. Arizona State has a long tradition of Golden Spikes Award winners as three past Sun Devils have won the award. Bob Horner (1978), Oddibe McDowell (1984) and Mike Kelly (1991) have all won the award. Only Florida State and Cal State Fullerton have matched ASU's legacy also with three winners of the annual Golden Spikes Award.

## National Players of the Week:

Three Sun Devils have earned national player of the week honors this year. Senior RHP Jered Liebeck earned national acclaim after his complete-game, three-hit shutout against nationally ranked Long Beach State on Feb. 1. He was named the *Collegiate Baseball* and NCBWA pitcher of the week for his performance. Junior designated hitter Jeremy West earned Pac-10 Player of the Week and *Collegiate Baseball* and CollegeBaseballInsider.com national player of the week after hitting five home runs in three games against Washington State (4/25-27). Junior Andre Ethier is the latest to add his name to the list earning Pac-10 and *Collegiate Baseball* National Player of the Week honors (5/26). Freshman Travis Buck also earned CBI's western regional player of the week honor after his impressive series vs. USC (3/28-30).

## Travis Buck Hits For The Cycle:

Freshman outfielder Travis Buck went 5-for-5 with even RBI and hit for the cycle in ASU's 19-0 win over Southern Utah (3/7). He became only the seventh Sun Devil in recorded history to record the elusive cycle and became the first freshman in Pac-10 history to hit for the cycle. Buck capped his perfect night with a grand slam home run as part of an eight-run sixth inning to become ASU's first player to hit for the cycle since Mitch Jones on May 21, 2000 at Arizona. Buck, ASU's normal starting left fielder who was making only his second start in right field, had a single in the first, a double in the third and a triple in the fifth before connecting on his second home run of the year for the cycle. He also added a run-scoring single in the fourth and tied a career high with two stolen bases. Buck was also named the Pac-10 Player of the Week after going 8-for-11 (.727) vs. USC. He was named a freshman All-American by both *Collegiate Baseball* and *Baseball America*. He finished his freshman season hitting .326 (78-for-239) with 13 doubles and four home runs. Below is a list of ASU player who have hit for the cycle:

<b>Travis Buck</b>	<b>March 7, 2003 vs. Southern Utah</b>
Mitch Jones	May 21, 2000 vs. Arizona
Dan McKinley	April 1, 1997 vs. Grand Canyon
Antone Williamson	May 27, 1993 vs. George Mason
Kevin Higgins	May 1, 1988 vs. UCLA
Todd Brown	March 18, 1984 vs. USC
Paul Ray Powell	March 21, 1969 vs. Michigan

## Murphy's Teams Know How To Score:

A true icon of the Pat Murphy system is scoring runs. The Sun Devils have done plenty of that since he arrived in 1995. ASU has led the NCAA in scoring in two of the last five years, averaging 11.32 runs per game in 1999 and 10.97 runs per game in 2000. The Devils paced the Pac-10 in 2001 and 2003, hitting at a .327 clip in 2001 and a .347 mark in 2003. ASU finished second in the nation in 2003 averaging 10.03 runs per game. ASU also led the nation in batting average with a team total of .356 in 1999 and fell just percentage points shy of matching that feat a second year in a row in 2000 with a .346 mark, trailing Stony Brook by one point. During Pat Murphy's nine seasons at ASU, the Sun Devils have been a scoring machine with 4,981 runs in 539 games. During that stretch ASU has averaging 9.24 runs per game and scored in an NCAA record 501 consecutive games. The Devils are hitting at an overall .331 clip during the Pat Murphy era. ASU led the Pac-10 in hitting again in 2003 at .347 and averaged 10.03 runs per game (with 35 games with 10 or more runs). Below is an offensive team breakdown of Murphy's ASU teams:

Year	G	AB	R	H	HR	BA
1995	55	1939	395	595	35	.307
1996	56	2075	552	702	73	.338
1997	61	2252	540	735	56	.326
1998	64	2277	557	723	57	.318
1999	60	2199	679	782	67	.356
2000	59	2134	647	738	86	.346
2001	58	2049	479	669	33	.327
2002	58	1994	450	618	38	.310
2003	68	2471	682	858	80	.347
<b>Totals</b>	<b>539</b>	<b>19,390</b>	<b>4,981</b>	<b>6,420</b>	<b>525</b>	<b>.331</b>

## ASU Mixes Things Up:

After mixing and matching for 41 different starting batting lineups in 58 games in 2002, head coach Pat Murphy continued with the trend by keeping the lineup fresh in 2003. In the 68 games in 2003, the Devils mixed and matched for 57 different batting lineups and 34 different positional lineups. The most common batting lineup, which was used six times, had the following players batting in order: Pedroia (SS), Walsh (LF), Ethier (CF), Larish (1B), West (DH), Buck (RF), Mesa (3B), Garrabrants (2B), Gosewisch (C)

## 2003 Pac-10 Baseball

Team	Pac-10	Overall
Stanford *# @ %	18-6	51-18
Arizona State# @	16-8	54-14
Washington#	15-9	42-18
Arizona#	13-11	35-23
USC	11-13	28-28
UCLA	11-13	28-31
California	10-14	28-27
Oregon State	7-17	25-28
Washington State		

\* Pac-10 Champion, @ NCAA Super Regionals  
# NCAA Regional Bid \* qualified for NCAA Tournament % CWS

## Record in 2003 When...

Overall .....	54-14
At Packard Stadium .....	31-7
At Tempe Diablo Stadium .....	3-0
Playing on the Road .....	17-7
at Neutral Site .....	6-0
Day Games .....	29-8
Night Games .....	25-6

Scoring 1-4 Runs .....	3-7
Scoring 5-9 Runs .....	16-6
Scoring 10-19 Runs .....	35-0
Scoring 20+ Runs .....	3-0

Opp. 5 or less runs .....	47-3
Opp. 6 or more runs .....	7-11

ASU Scores First .....	42-5
Opp. Scores First .....	12-9
Scoring in 1st Inning .....	29-3

Leading After 6 Innings .....	47-1
Trailing After 6 Innings .....	2-11
Tied After 6 Innings .....	5-2

Leading After 8 Innings .....	51-0
Trailing After 8 Innings .....	0-10
Tied After 8 Innings .....	3-4

Last At-Bat Wins .....	8
After a Win .....	42-12
After a Loss .....	11-2

Collecting 1-3 Hits .....	0-0
Collecting 4-6 Hits .....	1-4
Collecting 7-9 Hits .....	8-2
Collecting 10+ Hits .....	43-8
Collecting 20+ Hits .....	4-0

Out-Hitting Opponent .....	42-7
Out-Hit by Opponent .....	7-6
Hits are Tied .....	4-1

ASU Starter Gets Decision .....	28-7
Bullpen Gets Decision .....	25-7

One-Run Games .....	4-5
Two-Run Games .....	6-2
Three-Run Games .....	2-1
ASU Hits 0 Home Runs .....	17-8
ASU Hits 1 Home Run .....	17-3
ASU Hits Multiple HR .....	20-3

Vs. LHP Starters .....	10-6
Vs. RHP Starters .....	44-8

In Extra Innings .....	2-2
Doubleheaders .....	6-0

Vs. Pac-10 (League Games) .....	16-8
Pac-10 Home .....	8-4
Pac-10 Away .....	8-4



# Sun Devil Baseball 2003

## 2003 ASU Hitting Leaders

### Batting Average:

1. Dustin Pedroia .....	.404
2. Jeremy West .....	.381
3. Andre Ethier .....	.377
4. Jeff Larish .....	.372
5. Frank Mesa .....	.364

### Hits:

1. Dustin Pedroia .....	120
2. Andre Ethier .....	98
3. Jeff Larish .....	87
4. Travis Buck .....	78
5. Jeremy West .....	77

### Runs Scored:

1. Dustin Pedroia .....	83
2. Jeff Larish .....	80
3. Andre Ethier .....	75

### RBI:

1. Jeff Larish .....	95
2. Jeremy West .....	71
3. Andre Ethier .....	68

### Doubles:

1. Dustin Pedroia .....	34
2. Jeff Larish .....	18
3. Steve Garrabrants .....	16
4. Andre Ethier .....	13
Steve Garrabrants .....	13

### Triples:

1. Dennis Wyrick .....	4
Andre Ethier .....	4

### Home Runs:

1. Jeff Larish .....	18
2. Jeremy West .....	17
3. Andre Ethier .....	10
4. Steve Garrabrants .....	8

## 2003 ASU Pitching Leaders

### Earned Run Average:

1. Ryan Schroyer .....	1.53
2. Mark Sopko .....	2.30
3. Ben Thurmond .....	2.73
4. Jered Liebeck .....	2.88
5. Erik Averill .....	3.66

### Wins:

1. Beau Vaughan .....	10
2. Ben Thurmond .....	8
Jered Liebeck .....	8
Erik Averill .....	8
5. Robbie McClellan .....	7

### Batters Struck Out:

1. Beau Vaughan .....	105
2. Erik Averill .....	61
3. Ben Thurmond .....	58
4. Robbie McClellan .....	57
5. Jered Liebeck .....	54

### Innings Pitched:

1. Beau Vaughan .....	92.1
2. Erik Averill .....	86.0
3. Ben Thurmond .....	79.0

## 2003 ASU Fielding Leaders

### Errors:

1. Frank Mesa .....	12
2. Steve Garrabrants .....	10
3. Dennis Wyrick .....	9
4. Dustin Pedroia .....	8

### Assists:

1. Dustin Pedroia .....	211
2. Steve Garrabrants .....	178
3. Frank Mesa .....	76

### Putouts:

1. Jeff Larish .....	507
2. Tuffy Gosewisch .....	346
3. Joel Bocchi .....	159

## An Early Season Opener:

The Jan. 16 season opener at Hawaii-Hilo was the second earliest start in ASU Baseball history and the earliest start by any collegiate team in 2003. The Devils opened the 1999 season at home with a game at Packard Stadium against the University of Utah on Jan. 15. Arizona State's previous earliest start before 1999 was a Jan. 19 home contest against Grand Canyon (W, 12-2) in 1990. With the 9-0 blanking of UHH on 1/16, ASU is now 25-2 in season-opening games (dating back to 1977) and head coach Pat Murphy is 8-1 in season-openers at ASU (15-1 at D1).

## How They Have Finished:

Arizona State has finished five seasons ranked in the top 10 in the final *Collegiate Baseball* national poll since 1990, ranking 7th of all college baseball programs. The schools with the most Top 10 *Collegiate Baseball* finishes are listed below:

1.	Florida State	13
2.	LSU	11
3.	Stanford	10
4.	Miami	9
5.	Clemson	8
6.	Cal State Fullerton	7
7.	Oklahoma State	5
7.	Wichita State	5
7.	USC	5
7.	Arizona State	5

## Success in the Classroom As Well As On The Field:

ASU has long enjoyed much success on the diamond, and with 18 College World Series appearances, it is known as one of the gems of college baseball. But academics, as well as on-field talent, has shown its true colors in the storied program. Pat Murphy's Sun Devil squads have produced four Academic All-Americans over the past five years (Willie Bloomquist, Mark Ernster, Jeff Phelps, Casey Myers), including Myers being named the Academic All-American for college baseball in 2000 and 2001. The four players honored as First-Team Academic All-Americans is the most by any college baseball program in the nation since 1995. Tuffy Gosewisch, Bryce Kartler and Nick Walsh all earned All-Pac-10 Academic Honorable Mention honors in 2003.

## ASU Owns Pac-10 Player of the Year Award:

Since the old Pac-10 North (formerly Washington State, Washington, Oregon State, Portland State) and the Six-Pac joined to form the unified Pac-10 baseball conference in 1999, Arizona State has enjoyed much success with a combined 74-46 record in league play. Even more impressive is that in four of the five years a Sun Devil has won the annual Pac-10 Player of the Year award. Willie Bloomquist won the inaugural award in 1999, while Casey Myers took home the hardware in 2000 and 2001 to become only fourth player in Pac-10 history to win the award twice in a career. Dustin Pedroia shared the Pac-10 Player of the Year award with Stanford senior catcher Ryan Garko. In all, ASU has won 10 Pac-10 Player of the Year Awards dating back to 1978 (Myers (2), Bloomquist, Dustin Pedroia, Jacob Cruz, Paul Lo Duca, Linty Ingram, Oddibe McDowell, Alvin Davis, Mike Soddors) and two Pac-10 Pitchers of the Year (Noah Peery and Marc Barcelo).

## Hitting For The Cycle... in the First Inning:

In what may be one of the rarest feats of Arizona State baseball history, the Devils led off the Feb. 9, 2002 game vs. Tennessee in grand fashion with the first four hitters combining to hit for the cycle in the first inning. Leadoff hitter Steve Garrabrants led off the game with a first-pitch home run, then Dustin Pedroia followed with a double, then Rod Allen singled and to cap off the amazing event, Jeremy West tripled to give ASU the early 2-0 lead. ASU also accomplished the rarity in the 10-run first inning against Washington State (4/27) in 2003 when the first five batters (Pedroia, 3B; Walsh, 1B; Larish, 2B; West HR) combined to hit for the cycle.

## Why Not #9 Murphy:

Most who are close to the ASU Baseball program know what the No. 9 means to head coach Pat Murphy. Often his slogan to "Play all 9 Innings", Murphy and No. 9 are synonymous with each other... until last year. In a preseason meeting with team, Murphy gave a speech on how you have to be able to give up anything for the team. In this case, he even offered up his prize No. 9, knowing no one would take it. That is, until ASU's Steve Garrabrants raised his hand and said, I'll take it, and with that, the leader of the Devils is willing to give up *anything* for the team and will wear No. 7 again this year.

## Home Sweet Home:

ASU returned to Packard Stadium in 2003 after playing in Mesa (Hohokam Park) in 2002. The Devils recorded their 800th career victory at Packard Stadium (3/1 vs. PSU) and have an all-time 818-235-1 dating back to 1974. ASU played 40 of its 62 regular-season games in the state of Arizona and 37 at Packard Stadium. After going 29-10 in designated home games last year, the Devils were 30-7 at Packard Stadium this year now have a combined 163-50-1 (.764) home record in the last five years dating back to 1998. ASU is hitting .354 with 56 home runs in 37 home games and pitching for a 3.27 team ERA on the mound.

## Arizona State at Packard Stadium (1998-2003):

2003:	30-7
2002:	29-10
2001:	25-9-1
2000:	33-8
1999:	27-7
1998:	19-9
<b>Total:</b>	<b>163-50-1</b>



# Sun Devil Baseball 2003

## ASU And Team USA Connections:

Arizona State baseball has had a long-standing tradition of sending players to play for the USA National team during the summers. In a recent poll distributed by USA Baseball, ASU ranked No. 11 as a supplier to the National Team. With the selections of Jeff Larish and Dustin Pedroia to the 2003 team, ASU has now had nine players and 10 total selections on the Red, White and Blue for Team USA since 1984. The first Sun Devil on Team USA was Oddibe McDowell in the 1984 Olympics played at Dodger Stadium in Los Angeles. Jim Austin played for Team USA in 1990 and ASU has had seven more players play with Team USA in the last six years. 1999 Pac-10 Player of the Year Willie Bloomquist played in the summer of 1998, 2000-2001 Pac-10 Player of the Year Casey Myers played in the summer of 2000 and was also a member of the Team USA Junior National Team before arriving at ASU in 1998. Current Tampa Bay Devil Ray prospect Jon Switzer was also a member of the 2000 National Team and Mike Esposito was 3-1 with a 1.56 ERA in the summer of 2001. Pedroia played for the National Team in 2002 and is the first Sun Devil to repeat in the national team. Pedroia, Travis Buck and Larish were invited to USA Baseball National Team Trials in June in Tucson, Ariz.

## Golden Spikes Common At Arizona State:

While Rickie Weeks of Southern was the recipient of the 2003 Golden Spikes award as the nation's top amateur baseball player, it should be noted that three Arizona State players have won the award. In addition to ASU, only Cal State Fullerton and Florida State have won three Golden Spikes Awards. Bob Horner, who was a standout at ASU from 1976-78, won the inaugural award in 1978. Oddibe McDowell, who was a member of the first Team USA baseball team to compete in an Olympics, won the award in 1984. Mike Kelly, who ranks second in ASU history with 46 home runs from 1989-91, won the award in 1991. In all, 12 players that have worn the Maroon and Gold have been named a Player of the Year for college baseball. Dustin Pedroia was one of 25 players named to the initial watch list for the 2003 award.

## ASU Leader of the Pac When It Comes to Player of the Week:

Arizona State has amassed 46 Pac-10 Pitchers of the Week and 71 Players of the Week since 1981. That total leads all Pac-10 member schools. Senior RHP Jered Liebeck became the first Pac-10 Pitcher of the Week after his complete-game, three-hit shutout of Long Beach State (2/1) and Ryan Schroyer earned his first award on Feb. 25. Junior Jeremy West joined Schroyer as ASU swept the weekly awards on Feb. 25. Andre Ethier (May 26), Travis Buck (Apr. 1) and Dustin Pedroia (May 19) joined West (Feb. 25, Apr. 28) as Pac-10 Players of the Week. Ethier and West (twice) were named Pac-10 Players of the Week in 2002, while Robbie McClellan and Mike Esposito earned Pac-10 Pitcher of the Week honors last year.

## Arizona State in Postseason Play:

The Sun Devil baseball program has created a dynasty in college baseball that has been matched by few. With 18 appearances in the College World Series, ASU ranks fifth for the most trips to Omaha. Arizona State has now advanced to the NCAA Tournament in 27 of the program's 45 varsity seasons (dating back to 1959), amassing an incredible 128-53 (.707) record. ASU's five National Championships rank as the second most of any NCAA school. In addition to ASU's five national championships, the Sun Devils have also turned in five second-place teams and three third-place finishes. Arizona State is 19-12 in the NCAA Tournament under ninth-year head coach Pat Murphy. In addition to advancing four straight years, ASU has been left out of the tournament only once (1999) in the last seven years and played for the national championship in 1998.

## Postseason Summary:

NCAA Appearances .....	27	District 7 Titles .....	6
All-Time NCAA Record .....	128-53	Record in District 7 .....	12-1
Regional Appearances .....	20	CWS Appearances .....	18
Regional Titles .....	13	CWS Titles .....	5
Record in Regionals .....	58-18	CWS Runners-up .....	5
Super Regional Record .....	1-2	CWS Third-Place Finishes .....	4
District 7 Appearances .....	6	Record at CWS .....	55-30 (.647)

## NCAA Tournament Breakdown

### NCAA Titles By School

1. USC .....	12
2. <b>Arizona State</b> .....	5
Texas .....	5
4. LSU .....	4
Miami .....	4

### CWS Appearances

1. Texas .....	30
2. USC .....	21
3. Miami .....	20
4. Oklahoma State .....	19
5. <b>Arizona State</b> .....	18

### College World Series Wins

1. USC .....	74
2. Texas .....	70
3. <b>Arizona State</b> .....	55
4. Miami .....	44
5. Oklahoma State .....	38

### NCAA Tournament Appearances

1. Texas .....	47
2. Florida State .....	41
3. USC .....	35
4. Oklahoma State .....	32
Miami (Fla.) .....	32
9. <b>Arizona State</b> .....	27



## Media Information:

**Baseball Contact:** Jeff Evans  
**SID Phone:** (480) 965-6592  
**Evans' Direct Line:** (480) 965-6594  
**SID Fax:** (480) 965-5408  
**Evans' E-Mail:** Jeff.Evans@asu.edu  
**Website:** www.TheSunDevils.com  
**Mailing Address:**  
 Carson Center Room 131  
 Media Relations  
 Arizona State University  
 Tempe, AZ 85287-2505

## Interviews:

All interviews with players and the coaching staff need to be cleared through the ASU media relations office and Jeff Evans. If you wish to talk to any Sun Devil player or head coach Pat Murphy, please contact Evans via the above information.

## Media Guides:

Media guides will be available to working press only and can be purchased by fans at home games at Packard Stadium for \$7. Press guides will not be distributed to fans from the press box or the media relations office. The 2003 ASU Baseball Media Guide is also available online at [www.thesundevils.com](http://www.thesundevils.com) in .pdf format.

## Game Notes and Statistics:

Game notes and statistics will be distributed to all working media and scouts on game days at Packard Stadium. Copies will also be made available in the press box. The statistics are for working press, scouts and coaches only. A complete statistical book containing box scores, play-by-play and game notes will also be available in the press box for working media following each home game. All information will be made available to fans and ASU supporters through the school's official athletic website, [www.TheSunDevils.com](http://www.TheSunDevils.com).

## Live Stats:

While only certain games can be accessed by radio either through the internet or in the greater Phoenix area, every home game and selected road games can be tracked through live statistical updates on ASU's official website, [www.TheSunDevils.com](http://www.TheSunDevils.com).



# Sun Devil Baseball 2003

## Numerical Roster

2	Dustin Pedroia, INF
3	Javy Lopez, RHP
4	Travis Buck, OF
5	Dennis Wyrick, 3B
6	Seth Dhaenens, INF
8	Jeremy West, 1B/DH
9	Steve Garrabrants, INF
10	Rod Allen, OF
11	Jeff Larish, 1B/3B
12	Ryan Schroyer, RHP
14	Andre Ethier, OF
15	Robbie McClellan, RHP
16	Nick Cadena, OF/C
17	Ryan McKenna, OF
18	Eric Van Slyke, RHP
19	Joel Bocchi, C
20	Nick Walsh, OF/2B
22	Matt Leaf, RHP
26	Beau Vaughan, RHP
27	Bryce Kartler, LHP/OF
28	Anthony Franco, C/DH
30	Mike Guerrero, 1B
31	Ryan Bosch, OF
32	Frank Mesa, INF
38	Josh Perrault, RHP
39	Tuffy Gosewisch, C
40	Ben Thurmond, RHP
41	Mark Sopko, RHP
45	Erik Averill, LHP
47	Jered Liebeck, RHP
48	Carlos Arguello, LHP
49	Brett Bordes, LHP
51	Justin Ehlers, LHP/OF
55	Chris Beatty, LHP
59	Aaron Klusman, RHP
60	Garrett Schoenberger, C

## Alphabetical Roster

10	Rod Allen, OF
48	Carlos Arguello, LHP
45	Erik Averill, LHP
55	Chris Beatty, LHP
19	Joel Bocchi, C
49	Brett Bordes, LHP
31	Ryan Bosch, OF
4	Travis Buck, OF
16	Nick Cadena, OF/C
6	Seth Dhaenens, INF
51	Justin Ehlers, LHP/OF
14	Andre Ethier, OF
28	Anthony Franco, DH
9	Steve Garrabrants, INF
39	Tuffy Gosewisch, C
30	Mike Guerrero, 1B
27	Bryce Kartler, LHP/OF
59	Aaron Klusman, RHP
11	Jeff Larish, 1B/3B
22	Matt Leaf, RHP
47	Jered Liebeck, RHP
3	Javy Lopez, RHP
15	Robbie McClellan, RHP
17	Ryan McKenna, OF
32	Frank Mesa, UTL
2	Dustin Pedroia, INF
38	Josh Perrault, RHP
60	Garrett Schoenberger, C
12	Ryan Schroyer, RHP
41	Mark Sopko, RHP
40	Ben Thurmond, RHP
18	Eric Van Slyke, RHP
26	Beau Vaughan, RHP
20	Nick Walsh, OF/2B
8	Jeremy West, 1B/DH
5	Dennis Wyrick, 3B

## Drafted Devils:

A total of 19 players on the 2003 Arizona State squad have been taken in the Major League Baseball Amateur Draft. Since the inception of the draft in 1965, ASU has had more players chosen (317), more first-round draft picks (21) and more No. 1 picks (3) than any other school in the nation. Bryce Kartler was drafted for the third time in his career as one of 12 Sun Devils to be selected in 2003. ASU's three No. 1 picks were Rick Monday (1965), Floyd Bannister (1976) and Bob Horner (1978, Atlanta). No other college has had more than on No. 1 overall selection in the draft.

Player	Year	Team	Round Drafted
Rod Allen	2000	Reds	34th round
	2003	Devil Rays	22nd round
Chris Beatty	2002	Twins	44th round
Travis Buck	2002	Mariners	23rd round
Nick Cadena	2001	Royals	42nd round
Seth Dhaenens	2002	Red Sox	50th round
Andre Ethier	2001	Athletics	37th round
	2003	Athletics	2nd round
Steve Garrabrants	2000	Twins	42nd round
	2003	Diamondbacks	9th round
Mike Guerrero	2000	Red Sox	36th round
	2003	Diamondbacks	42nd round
Bryce Kartler	2001	Cardinals	20th round
	2002	Indians	48th round
	2003	Yankees	11th round
Jeff Larish	2001	Cubs	32nd round
Jered Liebeck	1999	Diamondbacks	45th round
Robbie McClellan	2003	Royals	12th round
Josh Perrault	2000	Diamondbacks	40th round
	2001	Marlins	42nd round
Ryan Schroyer	2000	Tigers	16th round
	2003	Twins	11th round
Mark Sopko	2003	Blue Jays	21st round
Ben Thurmond	2002	Cubs	24th round
	2003	Giants	15th round
Beau Vaughan	1999	Twins	39th round
	2003	Red Sox	3rd round
Jeremy West	2003	Red Sox	7th round
Dennis Wyrick	1999	Tigers	35th round
	2003	Orioles	23rd round

## Horner Ranks Second As Collegiate Player of the Century:

Former Sun Devil greats Bob Horner and Eddie Bane were honored by *Baseball America* by being placed on the publication's "Team of the Century." Horner, an ASU great under Jim Brock from 1976-78, hit .383 for his career and belted a school record 56 home runs. Horner was listed second on the team behind Oklahoma State slugger Pete Incaviglia (1983-85). Bane, a top pitcher for the Sun Devils from 1971-72, posted a career 40-4 record and a 1.64 ERA. Bane was listed as the ninth best player of the 20th Century by *Baseball America*. The top 10 players of the century were voted on by fans, coaches and baseball writers and are listed below:

1. Pete Incaviglia (Oklahoma State)
2. **Bob Horner (Arizona State)**
3. Robin Ventura (Oklahoma State)
4. Burt Hooten (Texas)
5. Dave Winfield (Minnesota)
6. Phil Stephenson (Wichita State)
7. John G. Olerud (Washington State)
8. J.D. Drew (Florida State)
9. **Eddie Bane (Arizona State)**
10. Derek Tatsuno (Hawaii)

## This is ASU Baseball:

- Only one losing season in modern program history
- 18 College World Series Appearances
- 27 years in the NCAA Tournament
- Six Pac-10 Titles
- Five NCAA Championships
- 12 NCAA National Players of the Year
- Three Golden Spikes Award Winners
- 66 All-Americans
- 2 NCAA Coaches of the Year
- 79 Major League Players
- 21 First-Round Draft Picks
- Finished in top 12 four of past seven years
- Four Academic All-Americans in last 4 years
- 10 Team USA Members

## All-Time NCAA Baseball Victories Top 10

School	Seasons	Overall Record
1. Fordham	143	3,145-1,516-40
2. Texas	106	2,710-847-26
3. USC	108	2,664-1,355-44
4. Michigan	135	2,346-1,305-37
5. Stanford	110	2,325-1,465-32
6. Washington State	107	2,282-1,309-17
7. <b>Arizona State</b>	<b>91</b>	<b>2,263-1,115-6</b>
8. Arizona	98	2,238-1,156-21
9. Harvard	134	2,213-1,382-32
10. Clemson	105	2,188-1,211-29

\* Prior to start of 2003 Baseball Season.\*

\*List compiled by NCBWA and University of Minnesota.\*



# Sun Devil Baseball 2003

## Sun Devil Player Updates

### Rod Allen, OF

10

#### SEASON/CAREER HIGHLIGHTS:

Played in 46 games in 2003, making 28 starts... ended the season injured with a broken bone in his left wrist suffered against Oregon State (5/12)... entered the season as ASU's starting center fielder and was a preseason third-team All-American (Baseball America)... drafted in the 22nd round of the 2003 MLB draft by the Tampa Bay Devil Rays... of his 28 starts, nine came in center field, 15 in left field and four at designated hitter... for the season he hit .305 (36-for-118) with four doubles and six home runs... his last two home runs were pinch-hit grand slams... his grand slam vs. Oklahoma (4/30) was ASU's NCAA record tying 12th of the year... recorded 10 multi-hit games in 2003 and 49 in his career... hit six home runs in each of his three years at ASU for 18 in his career... longest hitting streak of the year was a four-game streak (Apr. 2-19) in which he went 4-for-7 (.571)... recorded season and career-high five RBI vs. Hawaii-Hilo (1/19)... one of ASU's best pinch-hitters going 6-for-10 (.600) with nine RBI and a 1.400 slugging percentage... played with Orleans in the summer of 2003 and decided to transfer to Oklahoma State.

Year	Avg	GP-GS	AB	R	H	2B	3B	HR	RBI	BB	SO	SB-ATT
2001...	.389	51-42	180	41	70	14	1	6	53	11	18	6-11
2002...	.278	56-53	209	46	58	15	2	6	50	20	38	14-16
2003...	.305	46-28	118	31	36	4	1	6	41	12	14	3-5
TOTAL...	.323	153-123	507	118	164	33	4	18	144	43	70	23-32

### Carlos Arguello, LHP

48

#### SEASON/CAREER HIGHLIGHTS:

Made 23 pitching appearances in 2003, all coming out of the bullpen... went 3-0 with a 4.88 ERA in 24.0 innings... struck out 23 batters in 24.0 innings... was 3-0 with a 3.09 ERA in 10 appearances in Pac-10 play... honored at team banquet with the Jim Henderson Courage Award after losing his younger brother in the offseason... held opponents to a .211 batting average and allowed only two of nine inherited runners to score... held lefties to a .083 batting average, giving up only two hits in 24 at-bats... retired 17 of the 23 first batters he faced (74%)... was 8-1 in his ASU career with a 3.08 ERA.

Year	ERA	W-L	App	GS	CG	SHO/CBO	SV	IP	H	R	ER	BB	SO
2002...	2.01	5-1	14	3	1	0/0	0	40.1	38	10	9	9	30
2003...	4.88	3-0	23	0	0	0/3	0	24.0	19	17	13	10	23
TOTAL...	3.08	8-1	37	3	1	0/3	0	64.1	57	27	22	19	53

### Erik Averill, LHP

45

#### SEASON/CAREER HIGHLIGHTS:

Had a solid freshman year going 8-2 with a 3.66 ERA... named freshman All-American by *Collegiate Baseball* (1st team) and *Baseball America* (2nd team)... named ASU's co-freshman Newcomer of the Year at annual team banquet with teammate Travis Buck... named to *Baseball America's* midseason All-American team... tied for seventh in the ASU freshman record books with eight wins, ninth in ERA (3.66), seventh in strikeouts (61) and seventh in innings pitched (86.0)... made 20 pitching appearances with 15 coming as starts... seven of his wins came in starts and was 1-0 with a 0.00 ERA in 11.2 innings out of the bullpen... overall recorded 61 strikeouts in 86.0 innings... ranked amongst the league leaders holding opponents to a .264 batting average... best start of the year came against Arizona (5/24) when he dominated the Wildcats in seven shutout innings to pick up eighth win... recorded season high eight strikeouts vs. nationally ranked Cal State Fullerton (6/6) in the super regionals... threw a one-hit gem over 7.1 innings in his ASU debut vs. UHH (1/18) to pick up his first collegiate win... struck out seven and had his bid for ASU's first no-hitter since 1993 erased with one out in the eighth... Had a stretch of 18.2 consecutive innings without giving up an earned run to open the season and his collegiate career... faced brother Brandon on Apr. 17 vs. UCLA and hit him in only at-bat.

Year	ERA	W-L	App	GS	CG	SHO/CBO	SV	IP	H	R	ER	BB	SO
2003...	3.66	8-2	20	15	0	0/3	0	86.0	87	41	35	19	61
TOTAL...	3.66	8-2	20	15	0	0/3	0	86.0	87	41	35	19	61

### Chris Beatty, LHP

55

#### SEASON/CAREER HIGHLIGHTS:

As a freshman made eight pitching appearances with one start... went 0-1 with a 7.11 ERA... threw season-high two innings against Gonzaga (2/17), giving up one hit and recording one strikeout... recorded two strikeouts in three separate outings... took the loss against Wichita State (3/19), giving up four runs and three hits in one inning.

Year	ERA	W-L	App	GS	CG	SHO/CBO	SV	IP	H	R	ER	BB	SO
2003...	7.11	0-1	8	1	0	0/1	0	6.1	7	5	5	5	8
TOTAL...	7.11	0-1	8	1	0	0/1	0	6.1	7	5	5	5	8

### Joel Bocchi, C

19

#### SEASON/CAREER HIGHLIGHTS:

Played in 43 games with 22 starts behind the plate... hitting .318 (27-for-85) with two home runs and 21 RBI... recorded only three hits (3-for-26) after Mar. 16 (Oklahoma)... recorded two big hits (3-Run HR, 3-Run 2B) in wins vs. BYU... hit first career home run in season opener vs. Hawaii-Hilo to spark ASU to 9-0 win... went 4-for-5 vs. Hawaii-Hilo (1/17)... hit .395 (15-for-38) with runners in scoring position and was 3-for-5 (.600) with the bases loaded... spending the summer playing with Cotuit Kettleers in the Cape Cod League.

Year	Avg	GP-GS	AB	R	H	2B	3B	HR	RBI	BB	SO	SB-ATT
2002...	.214	17-8	28	3	6	1	1	0	3	6	5	0-0
2003...	.318	43-22	85	17	27	7	0	2	21	11	23	1-1
TOTAL...	.292	60-30	113	20	33	8	1	2	24	17	28	1-1

### Brett Bordes, LHP

49

#### SEASON/CAREER HIGHLIGHTS:

Made 27 pitching appearances during his freshman season, all coming out of the bullpen... went 1-1 with a 3.21 ERA... pitched in two of ASU's 10 shutouts... gave up 21 hits and walked 28 in 28.0 innings pitched... limited opposing hitters to .210 batting average... pitched exceptionally well to right-handers giving up only 12 hits in 68 at-bats... recorded first career victory with 0.1 IP at USC (3/28)... season long outing was 2.1 innings against Notre Dame (2/22) in which he struck out three and did not give up a run... allowed only 10 of 28 inherited runners to score (36%).

Year	ERA	W-L	App	GS	CG	SHO/CBO	SV	IP	H	R	ER	BB	SO
2003...	3.21	1-1	27	0	0	0/2	0	28.0	21	12	10	28	27
TOTAL...	3.21	1-1	27	0	0	0/2	0	28.0	21	12	10	28	27

### Ryan Bosch, OF/RHP

31

#### SEASON/CAREER HIGHLIGHTS:

Appeared in 59 games and made 28 starts during freshman campaign... hit .209 with 24 hits, two doubles and five home runs... his five home runs are tied for eighth in the ASU freshman record books... all 28 of his starts came in center field... also made two pitching appearances not giving up a run in one inning of work... recorded four multi-hit games and five multi-RBI affairs... first career hit was a grand slam home run against Hawaii-Hilo (1/18)... entered the season as the No. 41 ranked freshman player by *Baseball America*... also hit a key two-run home run against California (4/11)... made diving catch in the ninth inning to help seal ASU's super regional win over Cal State Fullerton (6/7).

Year	Avg	GP-GS	AB	R	H	2B	3B	HR	RBI	BB	SO	SB-ATT
2003...	.209	59-28	115	30	24	2	0	5	24	14	36	5-7
TOTAL...	.209	59-28	115	30	24	2	0	5	24	14	36	5-7





# Sun Devil Baseball 2003

## Sun Devil Player Updates

### Travis Buck, OF

4

#### SEASON/CAREER HIGHLIGHTS:

Named All-Pac-10 Honorable Mention and was ASU's co-Freshman Newcomer of the year with Erik Averill... also earned freshman All-America honors from *Collegiate Baseball* and *Baseball America* (2nd team)... named to *Baseball America's* midseason freshman All-America team... selected for the USA Baseball National Team Trials, but did not make the team and played summer baseball with the Peninsula Oilers (Alaska Summer League)... hit .326 (78-for-239) with 13 doubles, three triples and four home runs... played in 66 games during his freshman campaign, making 65 starts... made 33 starts in left field, 31 in right field and one at designated hitter... also recorded 46 RBI and scored 59 runs... tabbed 22 multi-hit games, including 14 two-hit games, seven three-hit games and one five-hit contest... also had eight multi-RBI games... had 11 bunt base hits and also had five sacrifice hits to lead the team... longest hitting streak of the year was a seven-game stretch to open the season (11-for-21, .524)... also had a pair of six game streaks during the year... named Pac-10 Player of the Week (4/1) after going 8-for-11 in a three-game series at USC... became just the seventh Sun Devil in recorded history and the first freshman in Pac-10 history to hit for the cycle when he went 5-for-5 with seven RBI against Southern Utah (3/7)... he capped his perfect night with a grand slam home run to complete the cycle... etched his name in the ASU freshman record books in several categories, including hits (78, 3rd), doubles (13, 5th), stolen bases (12, 4th), runs scored (59, 2nd), RBI (46, 5th) and batting average (.326, 8th)... ranked 10th in the Pac-10 in runs scored and eighth in walks (35)... hit .365 (31-for-85) in Pac-10 games and .305 in non-conference games... recorded at least one hit in 47 of 66 games and was sixth on the team with 20 extra base hits... made an unbelievable catch in the NCAA Regional final against UNLV (6/1) to rob Fernando Valenzuela Jr. of a home run.

Year	Avg	GP-GS	AB	R	H	2B	3B	HR	RBI	BB	SO	SB-ATT
2002....	.326	66-65	239	59	78	13	3	4	46	35	28	12-14
TOTAL...	.326	66-65	239	59	78	13	3	4	46	35	28	12-14

### Andre Ethier, OF

14

#### SEASON/CAREER HIGHLIGHTS:

Earned first-team All-Pac-10 honors for the second straight year after hitting .377 (98-for-260) with 75 runs scored, 13 doubles, four triples, 10 home runs and 68 RBI... named honorable mention All-American by CollegeBaseballInsider.com... also named to the Tempe Regional All-Tournament team and was honored as ASU's Outstanding Defensive Player... selected in the second round (62nd overall) by the Oakland A's in the 2003 MLB Amateur Draft... signed with the A's in July for a reported bonus of \$580,000... began his professional career with the Vancouver Canadians in the Single-A Northwest League... ended the season and his ASU career with a 23-game hitting streak, the eighth longest in ASU history... also had hits in 28 of his last 29 games... during the 23-game hitting streak he went 44-for-99 (.444) with 32 runs scored, 31 RBI and eight of his 10 home runs... was ASU's leading hitter in the Tempe Regional going 6-for-13 (.462)... earned his second career Pac-10 Player of the Week honor and was also named *Collegiate Baseball's* National Player of the Week after going 8-for-17 (.471) with four home runs in a four-game stretch against Washington and Arizona... went 2-for-3 with two home runs and three runs scored against the Wildcats (5/25)... finished second on the team with 30 multi-hit games, including eight games with three or more hits... recorded 49 multi-hit contests in his two years as a Sun Devil... led the team with five outfield assists... hit .413 (43-for-104) with eight of his 10 home runs in Pac-10 play... recorded hits in 58 of 68 games in 2003 and at least one RBI in 42 games... one of only two Sun Devils (Dustin Pedroia) to play in all 68 games, with 37 starts coming in right field and 30 starts in center field... hit a dramatic three-run home run with two outs in bottom of ninth inning against Stanford to tie the game and complete ASU's seven-run comeback in the final two innings... started the season going just 2-for-11 (.182), but turned it around by recording seven consecutive hits (8th most in ASU history) in UHH series... tied career high for hits going 4-for-4 vs. UHH (1/19) and 4-for-5 vs. UCLA (4/17)... third-team preseason All-American by NCBWA... finished his career hitting .371 (164-for-442) with 113 runs, 27 doubles, seven triples, 14 home runs and 118 RBI.

Year	Avg	GP-GS	AB	R	H	2B	3B	HR	RBI	BB	SO	SB-ATT
2002....	.363	48-48	182	38	66	14	3	4	50	32	20	1-4
2003....	.377	68-67	260	75	98	13	4	10	68	52	30	7-11
TOTAL...	.371	116-115	442	113	164	27	7	14	118	84	50	8-15

### Nick Cadena, OF

16

#### SEASON/CAREER HIGHLIGHTS:

Played in only five games in 2003 and was 3-for-7 (.429) with a double and an RBI... sprained his ankle in pregame warmups against Long Beach State (1/31) and also suffered an ongoing offseason back injury that let him utilize a medical redshirt... expected to contend for a starting spot in the outfield in 2004... played summer baseball with Northern Ohio in Great Lakes Summer Collegiate League with teammates Eric Van Slyke and Matt Leaf.

Year	Avg	GP-GS	AB	R	H	2B	3B	HR	RBI	BB	SO	SB-ATT
2002....	.239	38-19	92	14	22	2	0	6	28	6	23	1-1
2003....	.429	5-0	7	2	3	1	0	0	1	2	1	0-0
TOTAL...	.253	43-19	99	16	25	3	0	6	29	8	24	1-1

### Steve Garrabrants, 2B

9

#### SEASON/CAREER HIGHLIGHTS:

Capped his ASU career by being named First-Team All-Pac-10 and a second-team All-American by the National Collegiate Baseball Writers Association (NCBWA)... hit .324 (69-for-213) with 16 doubles, three triples, eight home runs and 59 RBI during his junior season... made 58 starts, all coming at second base... drafted and signed by the Arizona Diamondbacks after being selected in the ninth round of the 2003 MLB Draft... began his professional career with the Yakima Bears of the Northwest League... hit three grand slam home runs to contribute to ASU's NCAA record-breaking 14... earned MVP of the Bob Schaefer Classic when he went 8-for-13 (.615) with five doubles in four games... was second in the Pac-10 with 23 stolen bases and ended his career with 55... recorded 21 multi-hit games, including four three-hit games... also added 15 multi-RBI games and recorded at least one hit in 44 of 62 games... ended the year in a 3-for-25 (.120) slump after partially separating his shoulder in a road game at Washington (5/19)... paired with shortstop Dustin Pedroia as one of the best defensive middle infields in the nation... ended his career as a .324 hitter (180-for-555) with 36 doubles and 115 RBI.

Year	Avg	GP-GS	AB	R	H	2B	3B	HR	RBI	BB	SO	SB-ATT
2001....	.307	48-33	140	31	43	5	5	0	23	20	26	16-25
2002....	.337	51-51	202	55	68	15	7	2	33	36	42	16-22
2003....	.324	62-58	213	56	69	16	3	8	59	25	38	23-28
TOTAL...	.324	161-142	555	142	180	36	15	10	115	81	106	55-75

### Tuffy Gosewisch, C

39

#### SEASON/CAREER HIGHLIGHTS:

Earned Pac-10 Honorable Mention honors on the field and in the classroom in 2003 while hitting .340 (49-for-144) with 47 runs, nine doubles, two home runs and 43 RBI... earned the Bobby Winkles Award at the annual team banquet... named to Tempe Regional All-Tournament team after going 4-for-9 (.444)... became ASU's everyday starting catcher at the start of the Pac-10 season and ended the year making 23 straight starts behind the plate... overall played in 59 games, making 45 starts... recorded hits in 13 of his last 15 games, including a career-high eight-game streak in which he went 12-for-29 (.414)... was solid behind the plate with a perfect 1.000 fielding percentage and threw out 11 of 25 base stealers... notched 15 multi-hit games and 10 multi-RBI contests... hit .750 (6-for-8) with the bases loaded and .371 (23-for-62) with runners in scoring position... hit first career home run vs. UCLA (4/17)... went 3-for-3 with two doubles and a home run (nine total bases) and three RBI vs. Oregon State (5/14)... opened the season on a tear going 6-for-10 (.600) with three multi-hit games vs. Hawaii-Hilo.

Year	Avg	GP-GS	AB	R	H	2B	3B	HR	RBI	BB	SO	SB-ATT
2002....	.128	30-12	39	6	5	0	0	0	2	4	12	0-0
2003....	.340	59-45	144	41	49	9	0	2	41	22	19	2-2
TOTAL...	.295	89-57	183	47	54	9	0	2	43	26	31	2-2



# Sun Devil Baseball 2003

## Sun Devil Player Updates

### Mike Guerrero, 1B/OF

30

#### SEASON/CAREER HIGHLIGHTS:

Hit .358 (34-for-95) with 12 doubles, two triples and two home runs during his only year of action with the Sun Devils... played in 46 games, making 14 starts... drafted in the 42nd round of the MLB Draft by the Arizona Diamondbacks and signed to start his professional career with the Missoula Osprey (Pioneer League)... named ASU's Developmental MVP at annual awards banquet... was one of ASU's best pinch-hitters going 9-for-26 (.346) with eight RBI... hit home runs against Penn State and USC... went 8-for-10 in his first action as a Sun Devil during Hawaii-Hilo series... had a pair of four-game hitting streaks.

Year	Avg	GP-GS	AB	R	H	2B	3B	HR	RBI	BB	SO	SB-ATT
2003....	.358	46-14	95	23	34	12	2	2	30	9	18	0-0
TOTAL....	.358	46-14	95	23	34	12	2	2	30	9	18	0-0

### Bryce Kartler, LHP/DH

27

#### SEASON/CAREER HIGHLIGHTS:

Ended his ASU career going 0-0 with a 5.03 ERA... also played center field (one start) and pinch-hit for the Devils going 1-for-19 at the plate... pitched in 25 games, making one start... held opposing batters to .219 batting average and registered 25 strikeouts... taking away his nine runs given up in 0.2 innings against San Diego State, he had a 0.95 ERA in 19.0 IP in 2003... drafted in the 11th round by the New York Yankees and started his professional career with the Staten Island Yankees (NY-Penn League)... named Pac-10 Academic Honorable Mention and was named the Jim Brock/Mr. Sun Devil award winner... graduated in May with a degree in communication... struck out four and did not allow a hit in two innings in his only start of the year at Hawaii-Hilo (1/19)... finished his career with a 4-5 record and 5.62 ERA in 75 pitching appearances (14 starts)... struck out 141 batters in 137.2 innings... ranks fourth all-time in ASU history with his 75 pitching appearances.

Year	Avg	GP-GS	AB	R	H	2B	3B	HR	RBI	BB	SO	SB-ATT
2000....	.500	16-2	6	1	3	0	0	0	5	1	2	0-0
2002....	.250	27-13	16	3	4	3	0	0	4	8	4	0-0
2003....	.053	40-2	19	5	1	0	0	0	0	9	9	1-1
TOTAL....	.195	105-19	41	9	8	3	0	0	9	18	15	1-1

Year	ERA	W-L	App	GS	CG	SHO/CBO	SV	IP	H	R	ER	BB	SO
2000....	6.61	0-1	9	2	0	0/0	1	16.1	22	14	12	14	19
2001....	5.77	0-0	22	2	0	0/0	4	39.0	47	31	25	21	41
2002....	5.46	4-4	19	9	0	0/0	0	62.2	55	46	38	37	56
2003....	5.03	0-0	25	1	0	0/2	0	19.2	16	11	11	13	25
TOTAL....	5.62	4-5	75	14	0	0/2	5	137.2	140	102	86	85	141

### Jeff Larish, 1B/3B

11

#### SEASON/CAREER HIGHLIGHTS:

Had a breakthrough year in 2003 earning First-Team All-Pac-10 honors and earned several All-America honors... named second-team All-American by *Collegiate Baseball*, *Baseball America* and *CollegeBaseballInsider.com*... also picked up third-team honors from the NCBWA and the ABCA... named co-Offensive MVP at ASU Baseball Awards Banquet... selected with teammate Dustin Pedroia to play on the USA Baseball National Team... hit .372 with 80 runs scored, 18 doubles, two triples, 18 home runs and 95 RBI... ranked 51st in the NCAA in home runs per game (0.28), sixth in RBI (1.46), 18th in runs (1.23), 38th in slugging percentage (.697), and led the nation in walks (1.2)... ranked ninth in the Pac-10 in batting (.372), second in on-base percentage (.528), first in RBI (85) and third in home runs (18)... his 95 RBI are fifth most in ASU single-season history... recorded 78 walks for the second most in single-season history and became only the second Sun Devil to record a 70-70 season (walks-RBI)... former major leaguer Alvin Davis was the other... recorded a career-high four hits vs. Arizona (5/25), tying the school record with four doubles... hit four grand slams to break the previous school record of three... also tied the single-game record with nine RBI vs. San Diego State (1/26)... recorded at least one hit in 46 of 65 games and tallied 27 multi-hit games... in ASU's first 15 games he had more RBI than he had in all of 2001 (24)... hit .380 with runners in scoring position and .727 (16-for-22) with the bases loaded... recorded his 100th career hit with a grand slam vs. UCLA (4/19).

Year	Avg	GP-GS	AB	R	H	2B	3B	HR	RBI	BB	SO	SB-ATT
2002....	.328	34-33	128	31	42	4	3	3	24	29	19	0-1
2003....	.372	65-64	234	80	87	18	2	18	95	78	42	3-5
TOTAL....	.356	99-97	362	111	129	22	5	21	119	107	61	3-6

### Matt Leaf, RHP

22

#### SEASON/CAREER HIGHLIGHTS:

Redshirt freshman who made six pitching appearances in 2003, including one start... came back after having Tommy John surgery in Oct. 2001... made first career appearance in a start vs. Hawaii-Hilo (1/18)... finished the year 0-0 with a 2.70 ERA... struck out four and gave up five hits in 6.2 innings... played with Northern Ohio in the Great Lakes Summer Collegiate League.

Year	ERA	W-L	App	GS	CG	SHO/CBO	SV	IP	H	R	ER	BB	SO
2003....	2.70	0-0	6	1	0	0/1	0	6.2	5	2	2	3	4
TOTAL....	2.70	0-0	6	1	0	0/1	0	6.2	5	2	2	3	4

### Jered Liebeck, RHP

47

#### SEASON/CAREER HIGHLIGHTS:

Capped his ASU career in style going 8-0 with a 2.88 ERA to earn All-Pac-10 Honorable Mention honors and third-team All-America accolades (NCBWA)... also named ASU's co-Pitcher of the Year with classmate Beau Vaughan... ranked second in the Pac-10 in ERA and tied for sixth with eight wins... made 21 pitching appearances, with 13 coming in starts... threw a complete-game three-hit shutout against nationally ranked Long Beach State (2/1) to earn *Collegiate Baseball*, NCBWA and Pac-10 Pitcher of the Week honors... finished his career with a 13-4 record and a 4.06 ERA... made 52 pitching appearances and recorded 114 strikeouts... signed by the Arizona Diamondbacks as a free agent and began his professional career with the Missoula Osprey (Pioneer League).

Year	ERA	W-L	App	GS	CG	SHO/CBO	SV	IP	H	R	ER	BB	SO
2000....	5.55	2-2	10	5	0	0/0	0	24.1	30	19	15	9	12
2001....	4.40	1-1	7	3	0	0/0	0	14.1	20	8	7	4	10
2002....	5.20	2-1	14	7	0	0/0	1	45.0	53	29	26	16	38
2003....	2.88	8-0	21	13	1	1/1	0	78.0	77	28	25	24	54
TOTAL....	4.06	13-4	52	28	1	1/1	1	161.2	180	84	73	53	114

### Javy Lopez, RHP

3

#### SEASON/CAREER HIGHLIGHTS:

Went 1-0 with one save and a 1.83 ERA during his first year as a Sun Devil... appeared in 16 games, all out of the bullpen, and recorded nine strikeouts... earned first save with three innings of shutout relief against Central Connecticut State in the Tempe Regional... also contributed 1.1 shutout innings against Cal State Fullerton in the Super Regionals... picked up first career win vs. Notre Dame (2/23)... suspended from team from early March until mid April for breaking team rules... transfer from El Paso Community College.

Year	ERA	W-L	App	GS	CG	SHO/CBO	SV	IP	H	R	ER	BB	SO
2003....	1.83	1-0	16	0	0	0/2	1	19.2	23	4	4	5	9
TOTAL....	1.83	1-0	16	0	0	0/2	1	19.2	23	4	4	5	9

### Robbie McClellan, RHP

15

#### SEASON/CAREER HIGHLIGHTS:

Finished senior year 7-0 with a 3.70 ERA... drafted in the 12th round by the Kansas City Royals and made professional debut with the Arizona Royals... made 28 pitching appearances with four starts... registered 57 strikeouts in 58.1 innings... went 2-0 with a 2.81 ERA as a starter... picked up five wins out of the bullpen... was 2-0 with a 3.54 ERA in Pac-10 games... recorded season-high seven strikeouts in five-inning start against Grand Canyon (4/7)... had wins in each of his first three appearances against Hawaii-Hilo (2) and San Diego State (1)... in two years as a Sun Devil earned 14 wins and maintained a 4.35 ERA in 155.1 innings... struck out 148 and walked 84.

Year	ERA	W-L	App	GS	CG	SHO/CBO	SV	IP	H	R	ER	BB	SO
2002....	4.73	7-6	21	14	2	1/0	1	97.0	94	59	51	51	91
2003....	3.70	7-0	28	4	0	0/4	0	58.1	54	25	24	33	57
TOTAL....	4.35	14-6	49	18	2	1/4	1	155.1	148	84	75	84	148



# Sun Devil Baseball 2003

## Sun Devil Player Updates

### Frank Mesa, INF

32

#### SEASON/CAREER HIGHLIGHTS:

Junior college transfer from Arizona Western who hit .364 (52-for-143) with six doubles, one triple, one home run and 23 RBI... played in 54 games and made 36 starts... made 29 starts at third base and seven at second base... also saw late-inning action at shortstop... named All-Pac-10 Honorable Mention and was the ASU Transfer of the Year... hit .400 (4-for-10) in series vs. UCLA... recorded 13 multi-hit games and three multi-RBI contests... best performance came when he went 4-for-6 with three RBI and hit a two-run home run in 17-6 win over BYU (2/7)... ranked 10th in the Pac-10 with a .456 on-base percentage... longest hitting streak of the year was a six-game streak in which he went 10-for-23 (.435).

Year	Avg	GP-GS	AB	R	H	2B	3B	HR	RBI	BB	SO	SB-ATT
2003....	.364	54-36	143	39	52	6	1	1	23	23	21	2-3
TOTAL...	.364	54-36	143	39	52	6	1	1	23	23	21	2-3

### Dustin Pedroia, SS

2

#### SEASON/CAREER HIGHLIGHTS:

Recorded one of the best single-season offensive and defensive performances in ASU history... named Pac-10 co-Player of the Year with Stanford's Ryan Garko and was nearly a consensus first-team All-American... selected as a first-team All-American by *Collegiate Baseball*, *ESPN/Sports Weekly*, *ABCA*, *NCBWA* and *CollegeBaseballInsider.com*... a second-team pick by *Baseball America* and was the District IX Player of the Year (NCBWA)... selected for second straight year to play for the USA Baseball National Team... set ASU and Pac-10 single-season record with 34 doubles and led the NCAA (.050 per game)... the old ASU record for doubles was 30 set by Sal Bando (1978) and the Pac-10 record was previously held by former WSU Cougar and current Los Angeles Dodger Mike Kinkade (31, 1994)... also ranked 31st in the NCAA in batting and was the fourth toughest to strikeout (1 K every 22.8 at-bats)... finished the season hitting .404 (120-for-297), marking the 16th time a Sun Devil has finished the season hitting over .400... his 120 hits are fourth most in ASU single-season history and his 297 at-bats are fourth most... finished second in the Pac-10 in hitting (.404), sixth in on-base percentage (.472), first in runs scored (83), first in hits (120), second in total bases (172) and sixth in walks (36)... finished the season at .404 despite going 0-for-13 in the super regional against Cal State Fullerton... named the Tempe Regional Most Outstanding Player after going 8-for-16 (.500)... also named MVP of the Coca-Cola Classic hitting .417 (5-for-12) and was named to the all-tournament team at the Bob Schaefer Memorial Classic... named one of 25 players on the initial Golden Spikes Award Watch List... recorded 41 multi-hit games and went hitless in only seven games all year... was the only Sun Devil to play and start in all 68 games... of his 41 multi-hit games, 15 were with three or more hits... he recorded four separate hitting streaks of 10 or more games and five streaks of eight or more games... started the season with an 11-game streak going 20-for-45 (.444)... also had a 17-game streak in February and early March in which he went 34-for-72 (.472)... defensively did not make an error in his last 26 games (124 total chances) and finished the year with a .975 fielding percentage... named Pac-10 Player of the Week (5/19) after going 10-for-23 (.435) in a five-game stretch at Oregon State and Washington... in addition to his 34 doubles, also had three triples and four home runs to lead the team with 41 extra base hits... led the Sun Devils hitting .478 (43-for-90) with runners in scoring position... ASU was 52-11 when Pedroia hit in the leadoff position... will enter his junior season with a career .379 batting average (202-for-533), ranked 11th in ASU history... he has played and started every game of his ASU career (126 games)... the heart and soul of the Sun Devils on and off the field as a team leader... described by UNLV head coach as the "Pete Rose of College Baseball".

Year	Avg	GP-GS	AB	R	H	2B	3B	HR	RBI	BB	SO	SB-ATT
2002....	.347	58-58	236	51	82	13	2	1	45	24	19	5-9
2003....	.404	68-68	297	83	120	34	3	4	52	36	13	3-7
TOTAL...	.379	126-126	533	134	202	47	5	5	97	60	32	8-16

### Josh Perrault, RHP

38

#### SEASON/CAREER HIGHLIGHTS:

Appeared in two games during his junior season, striking out three and walking one in two innings... had two strikeouts in one inning against Pac-10 rival USC (3/28)... was scheduled to redshirt prior to making season debut vs. Stanford (3/23)... signed as free agent with the Arizona Diamondbacks.

Year	ERA	W-L	App	GS	CG	SHO/CBO	SV	IP	H	R	ER	BB	SO
2002....	6.97	0-0	9	2	0	0/1	0	10.1	20	9	8	3	8
2003....	0.00	0-0	2	0	0	0/0	0	2.0	0	0	0	1	3
TOTAL...	5.84	0-0	11	2	0	0/1	0	12.1	20	9	8	4	11

### Garrett Schoenberger, C

60

#### SEASON/CAREER HIGHLIGHTS:

Played in five games, all as a late-inning substitute... went 0-for-4 at the plate with two strikeouts... made 25-man travel roster for several Pac-10 road trips and the NCAA Tournament... a walk-on catcher in 2001 who is a team leader... played in the summer of 2002 and 2003 with the Kenai Peninsula Oilers in the Alaskan Summer League.

Year	Avg	GP-GS	AB	R	H	2B	3B	HR	RBI	BB	SO	SB-ATT
2002....	.250	4-0	4	0	1	0	0	0	0	0	1	0-0
2003....	.000	5-0	4	0	0	0	0	0	0	0	2	0-0
TOTAL...	.125	9-0	8	0	1	0	0	0	0	0	3	0-0

### Ryan Schroyer, RHP

12

#### SEASON/CAREER HIGHLIGHTS:

Named First-Team All-Pac-10 and ASU's 'Fireman of the Year'... drafted in the 11th round of the 2003 MLB Draft by the Minnesota Twins... finished the year with a 5-2 record and tied for second in the Pac-10 with nine saves... led the team with a 1.53 ERA in 30 pitching appearances... limited opponents to a .223 batting average, giving up only 39 hits and eight earned runs in 47.0 innings... struck out 52 and walked 19 during the season... finished second in the Pac-10 with his 30 appearances and led the league with 25 games finished... earned a win over nationally ranked Stanford (3/22) giving up only one hit in three scoreless innings... recorded season-high five strikeouts in 4.2 innings against UCLA (4/18)... picked up his eighth save of the year with a shutout inning against rival Arizona (5/23)... earned the save in ASU's super regional win over Cal State Fullerton (6/7), striking out two in two and one-third perfect innings... named Pac-10 Pitcher of the Week (2/25) after four scoreless innings against Notre Dame... limited right-handed hitters to a .164 batting average, but lefties hit .339 off of him... allowed five of 12 inherited runners to score... retired 21 of 30 first batters faced... was a second-team preseason All-American by the NCBWA and a third-team pick by *Collegiate Baseball*... finished his career with 17 saves, ranking tied for third in the ASU record books... also a second-team summer All-American as selected by *Baseball America* in 2002... had six saves and a 0.00 ERA for the NBC World Series Champion Alaska Goldpanners... for his career was 11-5 with a 3.11 ERA and 17 saves... struck out 156 batters in 136.0 innings... in his two years (2002-03) as the Devils' closer, Schroyer was 8-2 with 17 saves in 51 appearances... maintained an impressive 1.53 ERA (88.0 IP, 15 ER, 102 K's)... was a member of the USA Baseball Junior team out of high school and was invited to the 2002 USA Baseball National Team trials... played in the Cape Cod League with Fallmouth in 2001 and with Orleans in the summer of 2003... decided to transfer to San Diego State during the summer.

Year	ERA	W-L	App	GS	CG	SHO/CBO	SV	IP	H	R	ER	BB	SO
2001....	7.31	2-2	13	7	0	0/1	0	28.1	28	23	23	22	29
2002....	2.37	4-1	25	4	0	0/1	8	60.2	50	18	16	35	75
2003....	1.53	5-2	30	0	0	0/1	9	47.0	39	9	8	19	52
TOTAL...	3.11	11-5	68	11	0	0/3	17	136.0	117	50	47	76	156

### Mark Sopko, RHP

41

#### SEASON/CAREER HIGHLIGHTS:

Was ASU's opening day starting pitcher against Hawaii-Hilo... went 3-2 with a 2.30 ERA appearing in 25 games with seven starts... also started ASU's regional opening game against Central Connecticut State... in seven starts was 2-0 with a 1.38 ERA, giving up 30 hits in 26.0 innings and recorded 22 strikeouts... out of the bullpen he was 1-2 with a 3.14 ERA... threw 7.0 scoreless innings with career-high five strikeouts in win over Gonzaga (2/14) in the first game of the Coca-Cola Classic... named to the all-tournament team at tournament in Surprise, Ariz... went 2-2 with one save and a 5.56 ERA during his redshirt freshman season in 2002... finished his career with a 5-4 record and a 3.55 ERA in 50 career appearances... drafted in the 21st round of the 2003 MLB Draft by the Toronto Blue Jays... signed with the Blue Jays and made his professional debut with the Auburn Doubledays of the Single-A NY-Penn League.

Year	ERA	W-L	App	GS	CG	SHO/CBO	SV	IP	H	R	ER	BB	SO
2002....	5.56	2-2	25	0	0	0/0	1	34.0	33	25	21	17	26
2003....	2.30	3-2	25	7	0	0/5	0	54.2	52	16	14	13	43
TOTAL...	3.55	5-4	50	7	0	0/5	1	88.2	85	41	35	30	69



# Sun Devil Baseball 2003

## Sun Devil Player Updates

### Ben Thurmond, RHP

40

#### SEASON/CAREER HIGHLIGHTS:

Named All-Pac-10 Honorable Mention and ASU co-Newcomer of the Year... earned Tempe Regional All-Tournament honors with five shutout innings against UNLV in regional final... finished his only year with the Sun Devils with an 8-0 record and a 2.73 ERA... led the Pac-10 in ERA and ranked 62nd in the NCAA... the senior transfer from Winthrop made 20 pitching appearances and 16 starts... went 6-0 with a 3.04 ERA in his 16 starts and 2-0 with a 0.00 ERA out of the bullpen... recorded 58 strikeouts in 79.0 innings pitched... ASU's best pitcher in Pac-10 play with a 2-0 record and 2.68 ERA... in his last three starts gave up four runs in 16.1 innings for a 2.20 ERA... recorded season-high eight strikeouts vs. Utah (3/8)... limited opponents to a .116 batting average with runners in scoring position... prior to coming to ASU, Thurmond earned three varsity letters at Winthrop University in South Carolina... earned All-American honors at Winthrop in 2001 after going 14-3 with a 2.88 ERA with 148 K's... played for Team USA with former Sun Devil Mike Esposito in the summer of 2001... drafted in the 24th round of the 2002 MLB Draft by the Chicago Cubs, but did not sign... improved his draft status after his season at ASU, being selected in the 15th round by the San Francisco Giants... signed with the Giants and made his professional debut with the Salem-Kaizer Volcanoes in the Northwest League.

Year	ERA	W-L	App	GS	CG	SHO/CBO	SV	IP	H	R	ER	BB	SO
2003....	2.73	8-0	20	16	0	0/3	0	79.0	79	28	24	25	58
<b>TOTAL...</b>	<b>2.73</b>	<b>8-0</b>	<b>20</b>	<b>16</b>	<b>0</b>	<b>0/3</b>	<b>0</b>	<b>79.0</b>	<b>79</b>	<b>28</b>	<b>24</b>	<b>25</b>	<b>58</b>

### Beau Vaughan, RHP

26

#### SEASON/CAREER HIGHLIGHTS:

Led the Sun Devils with 10 wins and also with six losses... named to Tempe Regional All-Tournament Team with 6.1 shutout innings against New Mexico State... was 10-6 with a 4.68 ERA in his only year as a Sun Devil... transferred to ASU from New Orleans, but played prep and junior college baseball in the Valley... led the team and ranked second in the Pac-10 with 105 strikeouts... finished 31st in the NCAA with 10.2 strikeouts per nine innings pitched... also ranked ninth in the Pac-10 in innings pitched (92.1), third in opposing batting average (.254) and third in wins (10)... made 26 pitching appearances with 10 starts... went 5-4 with a 4.24 ERA as a starter and 5-2 with a 4.21 ERA out of the bullpen... struck out season and career high 10 in 5.1 innings against UCLA (4/17)... had seven games with seven or more strikeouts... pitched four scoreless innings against Wichita State (3/18) with seven strikeouts to earn the win... recorded first win as a Sun Devil with nine strikeouts in 4.2 innings of relief against Hawaii-Hilo (1/17)... in that game he struck out eight straight batters for the second most in ASU history... drafted in the third round (84th overall) by the Boston Red Sox in the 2003 MLB Amateur Draft... signed with the Red Sox for a \$250,000 bonus and made his professional debut with the Lowell Spinners (NY-Penn League).

Year	ERA	W-L	App	GS	CG	SHO/CBO	SV	IP	H	R	ER	BB	SO
2003....	4.68	10-6	26	10	0	0/4	0	92.1	88	57	48	34	105
<b>TOTAL...</b>	<b>4.68</b>	<b>10-6</b>	<b>26</b>	<b>10</b>	<b>0</b>	<b>0/4</b>	<b>0</b>	<b>92.1</b>	<b>88</b>	<b>57</b>	<b>48</b>	<b>34</b>	<b>105</b>

### Nick Walsh, 2B/OF/DH

20

#### SEASON/CAREER HIGHLIGHTS:

Earned All-Pac-10 Honorable Mention honors on the field and in the classroom during his junior season in 2003... finished the year hitting .353 (42-for-119) with seven doubles, one triple and 23 RBI... ranked fifth in the Pac-10 with a .483 on-base percentage... also ranked fifth with a .410 batting average in Pac-10 play... hit .500 (4-for-8) with five runs scored in the NCAA regionals... had a career-day against Washington State (4/27), going 6-for-6 with five runs scored, three doubles and seven RBI... all six of his hits were run scoring hits... recorded a career-high eight-game hitting streak Apr. 13-Apr. 27 in which he went 19-for-33 (.576)... recorded 10 multi-hit games, including four games with three or more hits... had four multi-RBI games... appeared in 56 games and made 26 starts... made three starts at second base, 17 in left field and six at designated hitter... returned home to the Bay Area (from Alamo, Calif.) against California and went 6-for-8 (.750) in a doubleheader against the Golden Bears... was hitting only .238 (10-for-42) before the doubleheader vs. Cal, but ended the season on a tear going 29-for-74 (.392) over the final 24 games.

Year	Avg	GP-GS	AB	R	H	2B	3B	HR	RBI	BB	SO	SB-ATT
2001....	.264	44-21	91	26	24	3	0	1	15	31	9	2-5
2002....	.219	41-14	64	19	14	2	0	0	9	20	12	4-5
2003....	.353	56-26	119	37	42	7	1	0	23	22	14	4-5
<b>TOTAL...</b>	<b>.292</b>	<b>141-61</b>	<b>274</b>	<b>82</b>	<b>80</b>	<b>12</b>	<b>1</b>	<b>1</b>	<b>47</b>	<b>73</b>	<b>35</b>	<b>9-15</b>

### Jeremy West, DH/1B

8

#### SEASON/CAREER HIGHLIGHTS:

Capped his three-year ASU career by being named All-Pac-10 Honorable Mention and ASU's co-Offensive MVP... also earned first-team All-American honors from the ABCA and honorable mention honors by CollegeBaseballInsider.com... named to Tempe Regional All-Tournament team after going 9-for-15 (.600)... selected in the 7th round (204th overall) by the Boston Red Sox in the 2003 MLB Amateur Draft... finished the year second on the team and seventh in the Pac-10 in hitting at .381... went 77-for-202 with 66 runs scored, 10 doubles, one triple, 17 home runs and 71 RBI... ended the year with a 24-game hitting streak, marking the sixth longest hitting streak in ASU history... combined to go 46-for-98 (.469) with eight home runs and 38 RBI during the streak... also ranked fifth in the Pac-10 with a .693 slugging percentage, third in on-base percentage (.513), seventh in runs scored (66), fourth in RBI (71), 10th in total bases (140), fourth in walks (45), fifth in home runs (17) and fourth in hit-by-pitch (12)... ranked 87th in the NCAA in hitting (.381), 47th in RBI (1.13 per game), 53rd in home runs (0.27 per game), 41st in slugging percentage (.693) and 39th in walks (0.71 per game)... recorded 22 multi-hit games in 2003 and 60 in his career... also had 19 multi-RBI games and three multi-home run games... connected on three grand slam home runs, including the NCAA record-breaking 13th vs. Arizona (5/25)... recorded one of the best offensive performances in ASU history when he went 5-for-7 vs. Washington State (4/27), while tying single-game records with three home runs and nine RBI... hit five home runs in the series against Washington State, including a game-winning two-run homer in the 10th inning (4/26)... earned Pac-10 and National Player of the Week honors after the WSU series... hit at least one home run in each of the six games in the last two years against WSU... earned two Pac-10 Player of the Week honors in 2003 and four in his career... finished his career hitting .353 (194-for-550), with 36 doubles, nine triples, 36 home runs and 176 RBI... his 36 home runs are tied for eighth in ASU history and his 176 RBI are tied for 10th... ranks fifth all-time with a career .647 slugging percentage... a third-team preseason All-American selection by *Collegiate Baseball*... led the Pac-10 in 2002 with 71 RBI... made his professional debut with the Lowell Spinners in the Single-A New York-Penn League.

Year	Avg	GP-GS	AB	R	H	2B	3B	HR	RBI	BB	SO	SB-ATT
2001....	.307	49-35	140	34	43	8	4	6	34	21	23	2-3
2002....	.356	56-56	208	55	74	18	4	13	71	29	31	0-0
2003....	.381	63-55	202	66	77	10	1	17	71	45	33	2-4
<b>TOTAL...</b>	<b>.353</b>	<b>168-146</b>	<b>550</b>	<b>155</b>	<b>194</b>	<b>36</b>	<b>9</b>	<b>36</b>	<b>176</b>	<b>95</b>	<b>87</b>	<b>4-7</b>

### Dennis Wyrick, 3B

5

#### SEASON/CAREER HIGHLIGHTS:

Completed his fourth season with the Sun Devils hitting .345 (60-for-174) with 36 runs scored, eight doubles, four triples, one home run and 35 RBI... played in 58 games, making 35 starts at third base... recorded 13 multi-hit games and 12 multi-RBI contests... named to Tempe Regional All-Tournament team after hitting .500 (5-for-10) in the three games at Tempe Diablo Stadium... tied career high with four hits against Arizona (5/24), including two doubles... had the game-winning hit with a bases loaded single in the bottom of the 11th inning against nationally ranked Stanford (3/22)... hit a three-run home run vs. Hawaii-Hilo on Jan. 17 for his first career homer... the HR came in his 413th career at-bat... had an eight-game hitting streak snapped by going 0-for-4 in the last game of his career... went 13-for-30 (.433) during the streak with 11 RBI... broke out of a career 0-for-15 slump vs. USC going 5-for-16 (.313) in the three-game series at Dedeaux Field... hit .329 (25-for-76) in Pac-10 play and completed his career in league play with a .357 batting average (81-for-227) with nine doubles... played in 188 games during his Sun Devil career and hit .338 with 196 hits, 22 doubles, six triples and 101 RBI... drafted in the 23rd round (674th overall) by the Baltimore Orioles in the 2003 MLB Draft... made his professional debut with the Aberdeen IronBirds in the NY-Penn League.

Year	Avg	GP-GS	AB	R	H	2B	3B	HR	RBI	BB	SO	SB-ATT
2000....	.317	53-51	161	42	51	2	2	0	29	19	31	4-6
2001....	.360	52-46	172	31	62	8	0	0	27	22	29	4-6
2002....	.315	25-24	73	11	23	4	0	0	10	6	12	3-3
2003....	.345	58-35	174	36	60	8	4	1	35	10	29	7-8
<b>TOTAL...</b>	<b>.338</b>	<b>188-156</b>	<b>580</b>	<b>120</b>	<b>196</b>	<b>22</b>	<b>6</b>	<b>1</b>	<b>101</b>	<b>57</b>	<b>101</b>	<b>18-23</b>





# **Everybody's All-American** *Shortstop Dustin Pedroia*

*\*2003 Pac-10 co-Player of the Year\**

*\*Tempe Regional Most Outstanding Player (.500, 8-for-16)\**

*\*First-Team All-American (Collegiate Baseball, NCBWA and USA Today)\**

*\*ASU and Pac-10 Single-Season Record Holder (34)\**

*\*Hit .404 with 120 hits, 34 doubles and 41 multi-hit games\**

*\*Recorded four separate hitting streaks of 10 or more games\**

*\*Ended season with a .975 fielding percentage and did not made an error in last 26 games of 2003\**





# Sun Devil Baseball 2003

## 2003 Arizona State Baseball Game-by-Game Results

(54-14 Overall, 16-8 Pac-10, 31-7 Home, 17-7 Away, 6-0 Neutral)

Date	Opponent	W-L	Score	Att.	ASU Pitcher	Opp. Pitcher	Record	Notes
1/16	@Hawai'i-Hilo	W	9-0	324	McClellan (1-0)	Shimabuku (0-1)	1-0	Six pitchers combine for 15 K shutout.
1/17	@Hawai'i-Hilo	W	10-5	---	Vaughan (1-0)	Ebbs (0-1)	2-0	Pedroia 3-for-4, 2 RBI. Vaughan 9 K's.
1/17	@Hawai'i-Hilo	W	14-2 (7)	302	Liebeck (1-0)	Miyahira (0-1)	3-0	Larish 3x4 w/4 RBI. Liebeck 7 K's.
1/18	@Hawai'i-Hilo	W	18-3 (8)	78	Averill (1-0)	Lockett (0-1)	4-0	Averill one hit in 7.1 IP in ASU debut.
1/19	@Hawai'i-Hilo	W	16-0 (5)	---	Sopko (1-0)	Inaba (0-1)	5-0	Larish 2-for-2 with HR and 4 RBI.
1/19	@Hawai'i-Hilo	W	18-5 (7)	150	McClellan (2-0)	Ebbs (0-2)	6-0	Allen 2x5, 5 RBI. Guerrero 4x5, 3 RBI.
1/24	San Diego State	W	7-5	3,972	McClellan (3-0)	Miller (0-1)	7-0	Pedroia 2x5, HR. Buck 3x4 w/2 2B.
1/25	San Diego State	W	4-3	3,249	Schroyer (1-0)	Hartshorn (0-1)	8-0	Larish and West solo HR. Pedroia 2x4.
1/26	San Diego State	W	24-9	2,822	Averill (2-0)	Lindsey (0-1)	9-0	Larish 3x4, 2 RBI. Averill 1 H in 4 IP.
1/31	@LBSU (#13)	L	5-11	1,334	Vaughan (1-1)	Alvarez (1-0)	9-1	Buck 3x4. Bullpen gives up 9 H, 11 R.
2/1	@LBSU (#13)	W	3-0	976	Liebeck (2-0)	Weaver (0-1)	10-1	Liebeck CG 3-hit shutout. Larish 2x3, RBI.
2/2	@LBSU (#13)	W	4-2	1,235	Averill (3-0)	Paz (0-1)	11-1	Averill 2 R, 0 ER in 6.2 IP.
2/6	BYU	W	6-5	2,850	Schroyer (2-0)	Jacinto (0-1)	12-1	Larish 3x5, 2 2B. Mesa GW RBI walk in 9th.
2/7	BYU	W	17-6	2,896	Thurmond (1-0)	Bergeron (0-1)	13-1	Mesa 4x6, 3 RBI, HR. Bocchi 2x4, 3 RBI.
2/8	BYU	W	6-4	2,691	Schroyer (3-0)	Jacinto (0-2)	14-1	Larish and Bocchi each hit big home runs.
2/14	Gonzaga^	W	8-4	467	Sopko (2-0)	Gonzalez (0-1)	15-1	Sopko stellar with 5 K's in 7.0 IP in relief.
2/15	Oklahoma State^	W	7-3	1,922	Vaughan (2-1)	Baker (1-1)	16-1	Vaughan 8 K's in 5.0 IP. Pedroia 2-Run Triple.
2/16	Oregon State^	W	9-4	1,303	Liebeck (3-0)	Copeland (0-1)	17-1	Pedroia 3-for-4 with 2B, HR. Allen 3-Run HR.
2/17	Gonzaga	W	17-5	1,490	Thurmond (2-0)	Lichter (0-1)	18-1	Garrabrants 2-for-6, GS, 6 RBI. Allen 2-Run HR.
2/21	Dayton	W	10-1	2,309	Liebeck (4-0)	Miller (0-1)	19-1	Liebeck 6 K's in 7.0 scoreless IP. Mesa/Ethier 3 H.
2/22	Notre Dame (#11)	W	16-3	3,605	Vaughan (3-1)	Ogilvie (0-1)	20-1	West 2 HR's, 6 RBI. Larish Grand Slam HR.
2/23	Notre Dame (#11)	W	14-8	3,403	Lopez (1-0)	Gagne (0-1)	21-1	9-Run 6th inning lifts Devils. Murphy win #700.
2/28	Penn State	W	13-0	1,871	Averill (4-0)	Hamilton (0-1)	22-1	Larish 2x3, GS, 6 RBI. Averill 5.2 IP, 0 R, 3 H.
3/1	Penn State	W	12-1	2,219	McClellan (4-0)	Tressler (0-1)	23-1	ASU ties best start in school history.
3/2	Penn State	W	11-7	2,404	Thurmond (3-0)	Palm (0-1)	24-1	Larish 2-for-3, 3B, HR. Schroyer fifth save.
3/6	CS Northridge#	W	10-2	2,214	Averill (5-0)	Rosales (1-3)	25-1	Pedroia 4-for-5 with three doubles.
3/7	Southern Utah#	W	19-0 (7)	2,632	Sopko (3-0)	Shepherd (0-2)	26-1	Buck goes 5-for-5 and hits for cycle (7 RBI).
3/8	Utah#	W	6-4	2,927	Vaughan (4-1)	Price (2-1)	27-1	Garrabrants game-winning double in B-8th.
3/9	CS Northridge#	W	12-2	3,389	Liebeck (5-0)	Jean (0-1)	28-1	Larish 2x4, 4 RBI, HR. Wyrick goes 3x3.
3/14	Oklahoma (#30)	L	5-6	4,155	Sopko (3-1)	McAuliff (1-0)	28-2	West and Allen 2-Run HR's. OU scores in 9th.
3/15	Oklahoma (#30)	W	10-3	3,806	Liebeck (6-0)	Blair (2-2)	29-2	Guerrero 3x6, 3 2B. Allen 3x5, 2 RBI in win.
3/16	Oklahoma (#30)	W	10-2	2,900	Averill (6-0)	Purcey (0-2)	30-2	Pedroia 2x4, 2 2B. Averill 3 H, 0 ER in 5.0 IP.
3/18	Wichita State (#29)	W	9-2	3,099	Vaughan (5-1)	Uhlmansiek (3-1)	31-2	Wyrick 3x3, 2 R. Vaughan 7 K's in 4.0 IP.
3/19	Wichita State (#29)	L	3-6	2,417	Beatty (0-1)	Sanders (3-0)	31-3	Four-run 1st inning proves costly. Pedroia 2x4.
3/22	Stanford* (#6)	W	7-6 (11)	4,019	Schroyer (4-0)	Manship (0-2)	32-3	Wyrick 3x6, 3 RBI and game-winner in 11th.
3/23	Stanford* (#6)	L	8-9 (10)	3,483	Schroyer (4-1)	O'Hagan (2-0)	32-4	ASU scores seven in 8th and 9th before losing in 10th.
3/24	Stanford* (#7)	L	2-4	3,397	Sopko (3-2)	Romanczuk (6-0)	32-5	Devils limited to season-low five hits in loss.
3/28	@USC*	W	11-4	600	Bordes (1-0)	Paschal (2-4)	33-5	Wyrick 3x6, 3 RBI. ASU 17 hits, 17 LOB.
3/29	@USC*	L	5-6	890	Schroyer (4-2)	Dizard (3-2)	33-6	Devils 12 LOB, including loaded in 7th and 8th.
3/29	@USC*	W	7-5	1,157	Arguello (1-0)	Butler (0-3)	34-6	Buck 3x4, RBI. Larish and Guerrero solo HR's.
4/2	New Mexico	L	7-11	1,919	Vaughan (5-2)	Soto (3-0)	34-7	Pedroia and Larish both hit HR in loss.
4/7	Grand Canyon	W	10-2	2,020	McClellan (5-0)	Newark (0-3)	35-7	Gosewisch 3x3, McClellan 7 K's in 5 IP.
4/11	@California*	W	11-3	409	Averill (7-0)	Brown (2-5)	36-7	Bosch 2x4, 2 RBI, HR. Allen GS HR in 4th.
4/13	@California*	W	6-0	267	Vaughan (6-2)	Montalbo (3-3)	37-7	Walsh 3x3. Vaughan six IP of shutout ball.
4/13	@California*	W	10-1	219	Liebeck (7-0)	Crist (2-2)	38-7	Liebeck 0 ER in 6 IP. Walsh 3x5, 2 RBI.
4/17	UCLA*	L	8-9	2,227	Vaughan (6-3)	Beck (1-1)	38-8	ASU hits into 8-5-4 DP in crucial 8th inning.
4/18	UCLA*	L	7-8 (13)	2,678	Bordes (1-1)	Silva (5-0)	38-9	Devils 17 LOB and 4 DP in 13 inning heartbreaker.
4/19	UCLA*	W	17-1	2,699	Thurmond (4-0)	Janssen (3-5)	39-9	Thurmond 7 K's in 7.0 IP. Pedroia 4-for-6, 2 RBI.
4/25	Washington State*	W	21-0	2,336	Vaughan (7-3)	MacKenzie (3-4)	40-9	Larish 2x3, 3 R, 4 RBI in ASU's 7th shutout of '03.
4/26	Washington State*	W	5-3 (10)	2,487	Arguello (2-0)	Alwert (1-3)	41-9	West walk-off 2-run HR in Bottom of 10th.
4/27	Washington State*	W	25-0	2,057	Thurmond (5-0)	Banszak (2-8)	42-9	West 5x7, 3 HR, 9 RBI. Walsh 6x6, 7 RBI, 3 2B.
4/30	@Oklahoma\$	W	9-4	2,118	Vaughan (8-3)	Purcey (1-3)	43-9	Allen pinch-hit GS in 7th to tie NCAA GS Record.
5/6	UC Irvine	W	11-1	1,714	Thurmond (6-0)	Krise (3-2)	44-9	West 2-for-4, 2 HR, 4 RBI. Pedroia 29th 2B.
5/12	@Oregon State*	W	14-4	1,026	McClellan (6-0)	Rowe (3-6)	45-9	Pedroia notches record-tying 30th double.
5/13	@Oregon State*	L	1-6	1,350	Vaughan (8-4)	Postlewait (4-0)	45-10	Pedroia breaks doubles record in first inning.
5/14	@Oregon State*	W	12-7	986	Schroyer (5-2)	Pendley (1-3)	46-10	Devils score 8 runs in 8th. Gosewisch 3x3, HR.
5/17	@Washington*	L	1-5	544	Averill (7-1)	White (7-4)	46-11	ASU limited to one run on six hits.
5/18	@Washington*	W	11-3	1,371	McClellan (7-0)	Peterson (5-5)	47-11	Pedroia 3-for-5, HR, 4 R, 2 RBI.
5/19	@Washington*	L	4-6	714	Vaughan (8-5)	Johnson (6-3)	47-12	Pedroia sets Pac-10 doubles record with 32nd.
5/23	Arizona* (#15)	W	5-2	3,541	Arguello (3-0)	Gardner (9-2)	48-12	Wyrick two-out, RBI single in 8th wins game.
5/24	Arizona* (#15)	W	16-0	4,184	Averill (8-1)	Riersen (9-2)	49-12	Ethier 3x4, 4 RBI, 2B, 3B, HR. Averill 7.0 IP, 0 ER
5/25	Arizona* (#15)	W	15-2	3,225	Vaughan (9-5)	Little (4-4)	50-12	Ethier 2x3, 2 HR. West, Garrabrants Grand Slams.
5/30	C. Conn. State&	W	14-2	3,305	Liebeck (8-0)	Pappariella (7-4)	51-12	Ethier 3x4, 3 RBI. Pedroia 3x5, 2B.
5/31	New Mexico State&	W	15-0	2,410	Vaughan (10-5)	Cameron (8-5)	52-12	West 3x5, 3 RBI. ASU scores 12 in 9th inning.
6/1	UNLV& (#15)	W	16-1	2,559	Thurmond (7-0)	Lesko (0-3)	53-12	West 4x6. Pedroia 3x5. Devils win Regional.
6/6	@ CS Fullerton (#3)%	L	1-5	3,541	Averill (8-2)	Windsor (10-2)	53-13	Devils tie season low in hits (5) and runs (1).
6/7	@ CS Fullerton (#3)%	W	7-6	3,581	Thurmond (8-0)	Schreppel (5-3)	54-13	Ethier 3x4, HR, 2 RBI. Larish 2x4, HR, 3 RBI.
6/8	@ CS Fullerton (#3)%	L	1-7	3,215	Vaughan (10-6)	Miller (9-2)	54-14	Devils end season with only five hits and 1 run.


\* Pac-10 Game, ^ Coca-Cola Spring Training College Baseball Classic (Surprise, Ariz.)

# Bob Schaefer Memorial Classic, \$ Played at SBC Bricktown Ballpark

& NCAA Regional, Tempe Diablo Stadium, % NCAA Super Regional, Fullerton, Calif.



# Sun Devil Baseball 2003



## Arizona State Sun Devil Baseball Overall Statistics

**Record: 54-14 Home: 31-7 Away: 17-7 Neutral: 6-0 Pac-10: 16-8**

Player	AVG	GP-GS	AB	R	H	2B	3B	HR	RBI	TB	SLG%	BB	HBP	SO	GDP	OB%	SF	SH	SB-ATT	PO	A	E	FLD%
2 Dustin Pedroia...	.404	68-68	297	83	120	34	3	4	52	172	.579	36	6	13	9	.472	4	3	3-7	100	211	8	.975
8 Jeremy West.....	.381	63-55	202	66	77	10	1	17	71	140	.693	45	12	33	7	.513	2	0	2-4	40	2	1	.977
14 Andre Ethier.....	.377	68-67	260	75	98	13	4	10	68	149	.573	52	9	30	4	.488	5	0	7-11	143	5	3	.980
11 Jeff Larish.....	.372	65-64	234	80	87	18	2	18	95	163	.697	78	6	42	5	.528	6	1	3-5	507	29	6	.989
32 Frank Mesa.....	.364	54-36	143	39	52	6	1	1	23	63	.441	23	2	21	3	.456	1	0	2-3	41	76	12	.907
30 Mike Guerrero....	.358	46-14	95	23	34	12	2	2	30	56	.589	9	2	18	4	.421	1	1	0-0	70	8	1	.987
20 Nick Walsh.....	.353	56-26	119	37	42	7	1	0	23	51	.429	22	8	14	5	.483	0	3	3-5	28	15	3	.935
5 Dennis Wyrick....	.345	58-35	174	36	60	8	4	1	35	79	.454	10	7	29	0	.399	2	3	7-8	30	69	9	.917
39 Tuffy Gosewisch..	.340	59-45	144	41	49	9	0	2	41	64	.444	22	9	19	3	.442	6	4	2-2	346	31	0	1.000
4 Travis Buck.....	.326	66-65	239	59	78	13	3	4	46	109	.456	35	11	28	9	.432	2	5	12-14	94	4	4	.961
9 Steve Garabrants	.324	62-58	213	56	69	16	3	8	59	115	.540	25	5	38	1	.398	6	1	23-28	98	178	10	.965
19 Joel Bocchi.....	.318	43-22	85	17	27	7	0	2	21	40	.471	11	4	23	2	.420	0	2	1-1	159	16	5	.972
10 Rod Allen.....	.305	46-28	118	31	36	4	1	6	41	60	.508	12	4	14	2	.374	5	0	3-5	32	1	1	.971
31 Ryan Bosch.....	.209	59-28	115	30	24	2	0	5	24	41	.357	14	2	36	5	.294	5	2	5-7	74	2	0	1.000
-----																							
12 Ryan Schroyer....	1.000	1-0	1	1	1	0	0	0	0	1	1.000	0	0	0	0	1.000	0	0	0-0	1	6	2	.778
16 Nick Cadena.....	.429	5-0	7	2	3	1	0	0	1	4	.571	2	0	1	0	.556	0	0	0-0	1	1	0	1.000
27 Bryce Kartler....	.053	20-2	19	5	1	0	0	0	0	1	.053	9	0	9	0	.357	0	0	1-1	11	1	0	1.000
60 Garrett Schoenber	.000	5-0	4	0	0	0	0	0	0	0	.000	0	0	2	0	.000	0	0	0-0	5	0	0	1.000
59 Aaron Klusman....	.000	2-0	1	0	0	0	0	0	0	0	.000	0	1	1	0	.500	0	0	0-0	1	0	0	1.000
40 Ben Thurmond....	.000	1-0	1	0	0	0	0	0	0	0	.000	0	0	0	0	.000	0	0	0-0	2	10	1	.923
48 Carlos Arguello..	.000	2-0	0	0	0	0	0	0	0	0	.000	0	0	0	0	.000	0	0	0-0	1	3	0	1.000
26 Beau Vaughan.....	.000	1-0	0	0	0	0	0	0	0	0	.000	1	0	0	0	1.000	0	0	0-0	6	22	0	1.000
Totals.....	.347	68-68	2471	682	858	160	25	80	630	1308	.529	406	88	371	59	.449	45	25	74-101	1808	734	70	.973
Opponents.....	.252	68-68	2264	256	571	96	22	42	242	837	.370	233	61	530	54	.336	19	30	50-77	1727	698	120	.953

LOB - Team (626), Opp (545). DPs turned - Team (66), Opp (77). CI - Team (2), Bocchi 1, West 1. IBB - Team (15), Larish 5, Ethier 3, West 3, Mesa 1, Buck 1, Pedroia 1, Walsh 1, Opp (2). Picked off - Garabrants 1, Wyrick 1, Allen 1, Gosewisch 1.


(All games Sorted by Earned run avg)

Player	ERA	W-L	APP	GS	CG	SHO/CBO	SV	IP	H	R	ER	BB	SO	2B	3B	HR	AB	B/Avg	WP	HBP	BK	SFA	SHA
12 Ryan Schroyer....	1.53	5-2	30	0	0	0/1	9	47.0	39	9	8	19	52	6	2	2	175	.223	5	1	1	0	2
41 Mark Sopko.....	2.30	3-2	25	7	0	0/5	0	54.2	52	16	14	13	43	7	1	2	200	.260	6	9	1	1	2
40 Ben Thurmond....	2.73	8-0	20	16	0	0/3	0	79.0	79	28	24	25	58	16	2	6	302	.262	3	4	2	3	2
47 Jered Liebeck....	2.88	8-0	21	13	1	1/1	0	78.0	77	28	25	24	54	8	2	6	291	.265	1	1	0	4	4
45 Erik Averill.....	3.66	8-2	20	15	0	0/3	0	86.0	87	41	35	19	61	19	6	7	329	.264	2	16	8	4	4
15 Robbie McClellan.	3.70	7-0	28	4	0	0/4	0	58.1	54	25	24	33	57	12	1	5	219	.247	6	5	1	1	1
26 Beau Vaughan.....	4.68	10-6	26	10	0	0/4	0	92.1	88	57	48	34	105	15	6	7	347	.254	3	11	2	2	10
-----																							
38 Josh Perrault....	0.00	0-0	2	0	0	0/0	0	2.0	0	0	0	1	3	0	0	0	6	.000	0	1	0	0	0
31 Ryan Bosch.....	0.00	0-0	2	0	0	0/0	0	1.0	4	1	0	1	1	0	0	0	6	.667	0	0	0	0	0
3 Javy Lopez.....	1.83	1-0	16	0	0	0/2	1	19.2	23	4	4	5	9	2	0	1	74	.311	0	1	0	2	1
22 Matt Leaf.....	2.70	0-0	6	1	0	0/1	0	6.2	5	2	2	3	4	1	0	0	26	.192	0	1	0	0	1
49 Brett Bordes.....	3.21	1-1	27	0	0	0/2	0	28.0	21	12	10	28	27	2	0	2	100	.210	1	2	1	0	2
48 Carlos Arguello..	4.88	3-0	23	0	0	0/3	0	24.0	19	17	13	10	23	4	0	3	90	.211	3	4	1	2	1
27 Bryce Kartler....	5.03	0-0	25	1	0	0/2	0	19.2	16	11	11	13	25	1	1	1	73	.219	2	3	0	0	0
55 Chris Beatty.....	7.11	0-1	8	1	0	0/1	0	6.1	7	5	5	5	8	3	1	0	26	.269	0	2	0	0	0
Totals.....	3.32	54-14	68	68	1	10/9	10	602.2	571	256	222	233	530	96	22	42	2264	.252	32	61	17	19	30
Opponents.....	8.99	14-54	68	68	2	0/0	7	575.2	858	682	575	406	371	160	25	80	2471	.347	84	88	22	45	25

PB - Team (7), Bocchi 4, Gosewisch 3, Opp (15). Pickoffs - Team (6), Thurmond 2, Sopko 1, Liebeck 1, McClellan 1, Vaughan 1, Opp (4). SBA/ATT - Gosewisch (25-36), Bocchi (17-27), Liebeck (9-17), Vaughan (9-14), Sopko (7-11), McClellan (9-11), Averill (6-8), Thurmond (4-8), West (6-6), Lopez, J. (2-3), Schroyer (2-2), Leaf (1-1), Bordes (0-1), Arguello (1-1).



# Sun Devil Baseball 2003




## Arizona State Sun Devil Baseball Fielding Statistics

2003 Arizona State Sun Devil Baseball  
Overall Statistics for Arizona State (as of Jun 09, 2003)  
(All games Sorted by Fielding pct)

Player	C	PO	A	E	FLD%	DPS	SBA	CSB	SBA%	PB	CI
39 Tuffy Gosewisch..	377	346	31	0	1.000	1	25	11	.694	3	0
31 Ryan Bosch.....	76	74	2	0	1.000	1	0	0	---	0	0
26 Beau Vaughan....	28	6	22	0	1.000	2	9	5	.643	0	0
47 Jered Liebeck....	19	5	14	0	1.000	1	9	8	.529	0	0
27 Bryce Kartler....	12	11	1	0	1.000	0	0	0	---	0	0
49 Brett Bordes....	11	2	9	0	1.000	0	0	1	.000	0	0
41 Mark Sopko.....	7	2	5	0	1.000	0	7	4	.636	0	0
3 Javy Lopez.....	6	2	4	0	1.000	0	2	1	.667	0	0
60 Garrett Schoenber	5	5	0	0	1.000	0	0	0	---	0	0
48 Carlos Arguello..	4	1	3	0	1.000	0	1	0	1.000	0	0
22 Matt Leaf.....	3	1	2	0	1.000	0	1	0	1.000	0	0
16 Nick Cadena.....	2	1	1	0	1.000	0	0	0	---	0	0
59 Aaron Klusman....	1	1	0	0	1.000	0	0	0	---	0	0
11 Jeff Larish.....	542	507	29	6	.989	56	0	0	---	0	0
30 Mike Guerrero....	79	70	8	1	.987	5	0	0	---	0	0
14 Andre Ethier.....	151	143	5	3	.980	1	0	0	---	0	0
8 Jeremy West.....	43	40	2	1	.977	3	6	0	1.000	0	1
2 Dustin Pedroia...	319	100	211	8	.975	47	0	0	---	0	0
19 Joel Bocchi.....	180	159	16	5	.972	2	17	10	.630	4	1
10 Rod Allen.....	34	32	1	1	.971	1	0	0	---	0	0
9 Steve Garabrants	286	98	178	10	.965	38	0	0	---	0	0
4 Travis Buck.....	102	94	4	4	.961	0	0	0	---	0	0
20 Nick Walsh.....	46	28	15	3	.935	2	0	0	---	0	0
40 Ben Thurmond....	13	2	10	1	.923	0	4	4	.500	0	0
5 Dennis Wyrick....	108	30	69	9	.917	8	0	0	---	0	0
32 Frank Mesa.....	129	41	76	12	.907	9	0	0	---	0	0
15 Robbie McClellan.	9	4	4	1	.889	0	9	2	.818	0	0
12 Ryan Schroyer....	9	1	6	2	.778	0	2	0	1.000	0	0
45 Erik Averill.....	11	2	6	3	.727	0	6	2	.750	0	0
38 Josh Perrault....	0	0	0	0	.000	0	0	0	---	0	0
55 Chris Beatty.....	0	0	0	0	.000	0	0	0	---	0	0
Totals.....	2612	1808	734	70	.973	66	50	27	.649	7	2
Opponents.....	2545	1727	698	120	.953	77	74	27	.733	15	0



# Sun Devil Baseball 2003



## Arizona State Sun Devil Baseball Statistics Summary

Inning-by-inning summary:

	1	2	3	4	5	6	7	8	9	EX	Total
	--	--	--	--	--	--	--	--	--	--	-----
Arizona State	95	63	84	83	82	80	78	80	32	5	682
Opponents	20	33	43	22	22	47	34	14	17	4	256

Win-loss summary:

	W	L	T	Pct
	--	--	--	----
Total	54	14	0	.794
Conference	16	8	0	.667
Non-Conf	38	6	0	.864
Home	31	7	0	.816
Away	17	7	0	.708
Neutral	6	0	0	1.000
Day	29	8	0	.784
Night	25	6	0	.806
vs Left	10	6	0	.625
vs Right	44	8	0	.846
1-Run games	4	5	0	.444
2-Run games	6	2	0	.750
5+Run games	39	3	0	.929
Extra inns	2	2	0	.500
Shutouts	10	0	0	1.000

General summary:

Current losing streak : 1  
 Longest winning streak : 19  
 Longest losing streak : 2

Home attendance : 108611 ( 38 dates avg = 2858 )  
 Away attendance : 35337 ( 30 dates avg = 1177 )  
 Total attendance: 143948 ( 68 dates avg = 2116 )



# Sun Devil Baseball 2003

## Home Runs and Misc. Hitting Breakdown:

Player	Total	Multi-Hit Games				Multi RBI	HR Total	Home Run Breakdown						Last Home Run
		2	3	4	5+			H	A	Solo	2	3	GS	
Rod Allen	10 (49)	9	1	0	0	11	6 (18)	2	4	0	2	2	2	4/30/03 at Oklahoma
Joel Bocchi	8 (8)	6	1	1	0	6	2 (2)	1	1	0	0	2	0	2/8/03 vs. BYU
Ryan Bosch	4	4	0	0	0	5	5	3	2	2	2	0	1	5/24/03 vs. ARIZ
Travis Buck	22	14	7	0	1	8	4	3	1	1	2	0	1	5/12/03 at Oregon State
Nick Cadena	1 (6)	1	0	0	0	0	0 (6)	0	0	0	0	0	0	5/19/02 vs. USC
Andre Ethier	30 (49)	22	6	2	0	15	10 (14)	7	3	4	3	3	0	6/7/03 vs. CS Fullerton
Steve Garrabrants	21 (58)	17	4	0	0	15	8 (10)	7	1	1	2	2	3	5/25/03 vs. ARIZ (GS)
Tuffy Gosewisch	15 (15)	13	2	0	0	10	2 (2)	1	1	0	2	0	0	5/14 at Oregon State
Mike Guerrero	4	1	2	1	0	9	2	1	1	1	0	1	0	3/30/03 at USC (6th inning)
Bryce Kartler	0 (2)	0	0	0	0	0	0	0	0	0	0	0	0	None
Jeff Larish	27 (39)	21	5	1	0	21	18 (21)	13	5	5	5	4	4	6/7/03 at CS Fullerton
Ryan McKenna	0 (7)	0	0	0	0	0	0	0	0	0	0	0	0	4/1/02 at UNLV (Pinch-Hit)
Frank Mesa	13	8	4	1	0	3	1	1	0	0	1	0	0	2/7/03 vs. BYU
Dustin Pedroia	41 (68)	26	12	3	0	15	4 (5)	2	2	3	1	0	0	5/28/03 at Washington
Nick Walsh	10 (16)	6	3	0	1	4	0	0	0	0	0	0	0	4/13/01 vs. Washington State
Jeremy West	22 (60)	15	4	2	1	19	17 (36)	15	2	5	8	1	3	5/25/03 vs. ARIZ (GS)
Dennis Wyrick	13 (55)	6	6	1	0	12	1 (1)	0	1	0	1	0	0	1/17/03 at UHH
<b>Team Totals</b>	<b>241</b>	<b>169</b>	<b>57</b>	<b>12</b>	<b>3</b>	<b>153</b>	<b>80</b>	<b>56</b>	<b>24</b>	<b>22</b>	<b>29</b>	<b>15</b>	<b>14</b>	<b>Larish/Ethier (6/7 vs. CSF)</b>

## Lineup Card - Record Breakdown:

- 1 - Pedroia (52-11), Walsh (2-3)
- 2 - Buck (32-7), Pedroia (0-1), Wyrick (5-3), Ethier (1-0), Walsh (14-2)  
Larish (1-1), Garrabrants (1-0)
- 3 - Larish (25-5), Ethier (22-4), Guerrero (3-1), Wyrick (1-0),  
Pedroia (2-2), West (1-1)
- 4 - West (28-5), Allen (2-0), Larish (11-4), Ethier (13-4), Garrabrants (0-1)
- 5 - Ethier (14-4), Larish (14-3), Allen (3-1), Bosch (1-0), West (13-3),  
Garrabrants (6-0), Wyrick (1-1), Mesa (0-2), Guerrero (2-1)
- 6 - West (2-0), Allen (8-0), Mesa (16-3), Wyrick (8-3), Guerrero (3-2)  
Buck (11-4), Bosch (1-0), Garrabrants (6-1), Ethier (2-1)
- 7 - Mesa (13-0), Bocchi (1-0), Allen (9-0), Bosch (5-0), Wyrick (7-3),  
Guerrero (1-0), West (1-0), Garrabrants (9-7), Buck (6-1),  
Ethier (1-1), Kartler (0-1), Gosewisch (1-0), Walsh (0-1)
- 8 - Bocchi (17-3), Wyrick (2-1), Gosewisch (17-4), Bosch (2-0), Mesa (1-0),  
Allen (2-2), West (0-1), Garrabrants (10-1), Guerrero (1-0), Buck (2-2)
- 9 - Garrabrants (14-3), Walsh (3-1), Bosch (16-3), Allen (2-2)  
Gosewisch (17-4), Bocchi (0-1), Mesa (1-0)

## Starters By Position Breakdown:

- C - Gosewisch (45), Bocchi (22), West (1)  
 1B - Larish (60), Guerrero (7), West (1)  
 2B - Garrabrants (58), Mesa (7), Walsh (3)  
 3B - Wyrick (35), Mesa (29), Larish (4)  
 SS - Pedroia (68)  
 LF - Buck (33), Walsh (17), Allen (15), Guerrero (3)  
 CF - Ethier (29), Bosch (28), Allen (10), Kartler (1)  
 RF - Ethier (37), Buck (31)  
 DH - West (52), Walsh (6), Allen (4), Guerrero (4), Buck (1)  
 P - Sopko (7), Leaf (1), Liebeck (13), Averill (15), Kartler (1)  
 Thurmond (16), Vaughan (10), McClellan (4), Beatty (1)

## Final Attendance

**Home Attendance:** 113,580 (40 games; 2,839 Avg.)  
**Total Attendance:** 143,948 (68 dates)  
**Overall Average Attendance:** 2,116

## Sun Devils Record When They Score:

Runs	0	1	2	3	4	5	6	7	8	9	10+
W-L	0-0	0-4	0-1	1-1	2-1	2-3	4-0	5-2	1-2	4-0	35-0

## Sun Devils Record When Opponent Scores:

Runs	0	1	2	3	4	5	6	7	8	9	10+
W-L	10-0	6-0	10-0	8-0	7-1	6-2	4-4	2-1	1-1	1-2	0-2

## Score By Innings In All Games:

Inning	1	2	3	4	5	6	7	8	9	Ex	Total
ASU	95	63	84	83	82	80	78	80	32	5	682
Opp.	20	33	43	24	23	44	34	14	17	4	256

## Score By Innings In Pac-10 Games:

Inning	1	2	3	4	5	6	7	8	9	Ex	Total
ASU	34	29	26	21	14	30	24	34	12	5	229
Opp.	5	14	15	10	10	17	7	4	8	4	94

## Current Hitting Streaks:

Player	2003 Longest	Career Long	Current Streak
Rod Allen	4	17	0
Joel Bocchi	5	5	0
Ryan Bosch	3	3	0
Travis Buck	7	7	1
Nick Cadena	2	4	0
Andre Ethier	23	23	23
Steve Garrabrants	6	11	0
Tuffy Gosewisch	8	8	0
Mike Guerrero	4	4	0
Jeff Larish	17	17	2
Ryan McKenna	0	7	1
Frank Mesa	6	6	1
Dustin Pedroia	17	22	0
Garrett Schoenberger	0	1	0
Nick Walsh	8	8	0
Jeremy West	24	24	24
Dennis Wyrick	8	9	0





# Sun Devil Baseball 2003

## Sun Devil Baseball's Record in 2003 When...

(Through End of 2003 Season)

Overall .....	54-14
At Packard Stadium .....	30-7
At Tempe Diablo Stadium .....	3-0
Playing on the Road .....	17-7
at Neutral Site .....	6-0
Day Games .....	29-8
Night Games .....	25-6

Scoring 1-4 Runs .....	3-7
Scoring 5-9 Runs .....	16-6
Scoring 10-19 Runs .....	35-0
Scoring 20+ Runs .....	3-0

Opp. 5 or less runs .....	47-3
Opp. 6 or more runs .....	7-11

ASU Scores First .....	42-5
Opp. Scores First .....	12-9
Scoring in 1st Inning .....	29-3

Leading After 6 Innings .....	47-1
Trailing After 6 Innings .....	2-11
Tied After 6 Innings .....	5-2

Leading After 8 Innings .....	51-0
Trailing After 8 Innings .....	0-10
Tied After 8 Innings .....	3-4

Last At-Bat Wins .....	8
After a Win .....	42-12
After a Loss .....	11-2

Collecting 1-3 Hits .....	0-0
Collecting 4-6 Hits .....	1-4
Collecting 7-9 Hits .....	8-2
Collecting 10+ Hits .....	43-8
Collecting 20+ Hits .....	4-0

Out-Hitting Opponent .....	42-7
Out-Hit by Opponent .....	7-6
Hits are Tied .....	4-1

ASU is Errorless .....	21-2
ASU Makes 1 Error .....	18-9
ASU Makes 2+ Errors .....	15-3

ASU Starter Gets Decision .....	28-7
Bullpen Gets Decision .....	25-7

One-Run Games .....	4-5
Two-Run Games .....	6-2
Three-Run Games .....	2-1

ASU Hits 0 Home Runs .....	17-8
ASU Hits 1 Home Run .....	17-3
ASU Hits Multiple HR .....	20-3

Vs. LHP Starters .....	10-6
Vs. RHP Starters .....	44-8

In Extra Innings .....	2-2
Doubleheaders .....	6-0

Vs. Non-Conference .....	36-5
Non-Conference Home .....	23-3
Non-Conference Away .....	9-3
Non-Conference Neutral .....	6-0

Vs. Pac-10 (League Games) .....	16-8
Pac-10 Home .....	8-4
Pac-10 Away .....	8-4

Vs. Ranked Opponents* .....	13-7
Vs. Top 10 Opponents* .....	2-4
Vs. Unranked Teams* .....	41-7

\*Top 30 ranking at time played.

### VS. PAC-10 SCHOOLS

Arizona .....	3-0
California .....	3-0
Oregon State .....	3-1
Stanford .....	1-2
UCLA .....	1-2
USC .....	2-1
Washington .....	1-2
Washington State .....	3-0
Overall vs. Pac-10 .....	17-8

### DAYS OF THE WEEK

Monday .....	3-2
Tuesday .....	2-1
Wednesday .....	2-2
Thursday .....	3-1
Friday .....	13-4
Saturday .....	13-2
Sunday .....	16-2

### MONTHS OF THE YEAR

January .....	9-1
February .....	13-0
March .....	12-5
April .....	9-3
May .....	9-3
June .....	2-2

### UNIFORMS/HATS

White Home .....	22-6
Gray Sleeveless .....	6-4
Home/Away Maroon .....	25-4
Home 'ASU' .....	1-0
Black Shoes .....	6-0
White Shoes .....	48-14

### PITCHING

Sopko Starts .....	6-1
Averill Starts .....	11-4
Leaf Starts .....	1-0
Kartler Starts .....	1-0
Vaughan Starts .....	6-4
Liebeck Starts .....	12-1
Thurmond Starts .....	14-2
McClellan Starts .....	3-1
Beatty Starts .....	0-1

Starter Goes Less Than 5 .....	25-8
Starter Goes 5+ .....	29-6

### MISC. HITTING

Larish Records Hit .....	44-9
Larish Hits HR .....	16-1
Pedroia Records Hit .....	51-10
Pedroia Multi-Hit Game .....	36-5
TV Games .....	11-4
Radio Games .....	31-13

Longest Win Streak .....	19
Longest Losing Streak .....	2
Last Five Games .....	3-2
Last 10 Games .....	7-3
Last 15 Games .....	10-5
Last 20 Games .....	15-5
Current Streak .....	L-1

Largest Winning Margin .....	25
Largest Losing Margin .....	6

Vs. Teams .500 or better .....	25-9
Vs. Teams worse than .500 .....	25-4

### LEADING OFF

Pedroia Leads Off .....	52-11
Walsh Leads Off .....	2-3
Garrabrants Leads Off .....	0-0



# Sun Devil Baseball 2003

## Sun Devil Baseball Team and Player Superlatives

(Through End of 2003 Season)

### 2003 Arizona State Team Superlatives

#### TEAM BATTING

Most At-Bats:	51	UCLA (3/18)
Fewest At-Bats:	30 - 2x	BYU (2/8)
Most Runs (Game):	25	WSU (4/27)
Most Runs (Inning):	12 - 2x (9th)	NMSU (5/31)
Most Runs (1st Inning):	11	ARIZ (5/24)
Fewest Runs (Game):	1 - 4x	CSF (6/8)
Most Hits (Game):	24	WSU (4/27)
Fewest Hits (Game):	5 - 3x	CSF (6/8)
RBI:	23	WSU (4/27)
Doubles:	7	Oklahoma (3/15)
Triples:	2 - 3x	ARIZ (5/25)
Home Runs:	4 - 3x	ARIZ (5/25)
Total Bases:	42	WSU (4/27)
Walks:	14	USC (3/28)
Most Strikeouts:	13	OSU (5/12)
Fewest Strikeouts:	1	UHH (1/19)
Sacrifice Bunts:	2 - 2x	Stanford (3/22)
Sacrifice Flies:	3	UHH (1/19)
Stolen Bases:	5 - 3x	OSU (5/12)
Left on Base:	17 - 2x	UCLA (3/18)
Hit into DP:	5	WSU (4/26)
Hit by Pitches:	4 - 2x	WSU (4/25)

#### TEAM FIELDING

Most Putouts:	39	UCLA (3/18)
Most Assists:	18	USC (3/30)
Most Errors:	3 - 5x	Oregon State (5/14)
DPs Turned:	3 - 3x	WSU (4/27)

#### TEAM PITCHING

Most Runs Allowed:	11 - 2x	UNM (4/2)
Fewest Runs Allowed:	0 - 10x	NMSU (5/31)
Most Hits Allowed:	14	LBSU (1/31)
Fewest Hits Allowed:	2	UHH (1/19)
Most Strikeouts:	16 - 2x	UCLA (3/18)
Fewest Strikeouts:	0	USC (3/30)
Most Walks:	8	WSU (4/26)
Fewest Walks:	0 - 3x	Grand Canyon (4/7)
Hit-by-Pitches:	4	USC (3/29)
Wild Pitches:	3	UCLA (3/18)
Balks:	3	CSF (6/6)
Home Runs Allowed:	3	Washington (5/19)

#### MISCELLANEOUS

Consecutive Wins:	19	2/1-3/9
Consecutive Losses:	2 - 2x	UCLA (4/18-19)
Home Wins In a Row:	17	1/24-3/9
Road/Neutral Wins In a Row:	6	3/30-P
Longest Game:	4:25	UCLA (3/18)
Shortest Game:	2:00	UHH (1/19)
Most Innings:	13	UCLA (3/18)
Fewest Innings:	5.0	UHH (1/19)
Most Pitchers Used:	8	GCU (4/7)
Largest Home Attendance:	4,184	ARIZ (5/24)
Largest Road Attendance:	3,581	CSF (6/7)
Largest Overall Attendance:	4,184	ARIZ (5/24)
Largest 3-Game Home Attendance:	ARIZ	10,950 (3,650 avg.)

### 2003 Arizona State Player Superlatives

#### INDIVIDUAL BATTING

At-Bats:	7 - 5x	West (WSU; 4/27)
Runs:	5 - 2x	Walsh (WSU; 4/27)
Hits:	6	Walsh (WSU; 4/27)
RBIs:	9 - 2x	last West (WSU; 4/27)
Doubles:	4	Larish (ARIZ; 5/25)
Triples:	1 - 25x	Pedroia (UNLV; 6/1)
Home Runs:	3	West (WSU; 4/27)
Grand Slams:	1 - 14x	last West/Garrabrants (ARIZ; 5/25)
Total Bases:	14	West (WSU; 4/27)
Walks:	4 - 2x	last Larish (WSU; 4/27)
Strikeouts:	3 - 6x	last Larish (CSF; 6/6)
Hit By Pitch:	2 - 2x	Buck (WSU; 4/25)
Sacrifice Flies:	2	Allen (UHH; 1/19)
Sacrifice Bunts:	2	Gosewisch (CSUN; 3/9)
Stolen Bases:	2 - 6x	Buck (OSU; 5/12)
Caught Stealing:	2	Ethier (OSU; 5/14)
Runners LOB:	7	Wyrick (UHH; 1/17)

#### INDIVIDUAL FIELDING

Putouts:	15	Gosewisch (Utah; 3/8)
Assists (INF):	6 - 6x	Pedroia (UNLV; 6/1)
Assists (OF):	1 - 9x	Buck (CCSU; 5/30)
Errors:	2 - 5x	last Bocchi (STAN; 3/23)
Passed Balls:	1 - 7x	last Gosewisch (USC; 3/28)

#### INDIVIDUAL PITCHING

Innings Pitched:	9.0	Liebeck (LBSU; 2/1)
Runs Allowed:	8	Vaughan (UNM; 4/2)
Walks:	5	Thurmond (Cal; 4/13)
Strikeouts:	10	Vaughan (UCLA; 4/17)
Hits Allowed (S):	9	Thurmond (STAN; 3/24)
Fewest Hits (S):	1 - 3x	McClellan (GCU; 4/7)
Wild Pitches:	2 - 2x	McClellan (WASH; 5/18)
Hit Batters:	4	Averill (USC; 3/29)
Balks:	3	Averill (CSF; 6/6)

### Team Hitting Breakdown

	Record	AVG	AB	R	H	2B	3B	HR	RBI
Home	31-7	.355	1399	419	497	98	18	56	384
Road	17-7	.335	863	201	289	54	4	18	188
Neutral	6-0	.344	209	62	72	8	3	6	58
Jan.	9-1	.388	361	125	140	31	4	15	119
Feb.	13-0	.319	451	130	144	22	3	18	124
March	12-5	.348	604	147	210	52	6	11	133
April	9-3	.358	472	136	169	22	5	19	125
May	9-3	.350	440	119	154	29	6	14	107
June	2-2	.287	143	25	41	4	1	3	22
Day	29-8	.333	1325	376	441	80	9	50	349
Night	25-6	.364	1146	306	417	80	16	30	281

### Team Pitching Breakdown

	Record	ERA	IP	H	R	ER	BB	SO
Home	31-7	3.21	348.0	329	144	124	122	342
Road	17-7	3.68	200.2	193	94	82	92	147
Neutral	6-0	2.67	54.0	49	18	16	19	41
Jan.	9-1	4.28	80.0	75	43	38	34	90
Feb.	13-0	2.54	117.0	107	45	33	41	87
March	12-5	3.69	153.2	161	69	63	51	145
April	9-3	2.87	113.0	97	42	36	50	107
May	9-3	2.83	105.0	93	38	33	47	78
June	2-2	5.03	34.0	38	19	19	10	23
Day	29-8	3.57	322.2	309	145	128	130	246
Night	25-6	3.02	280.0	262	111	94	103	284



# Sun Devil Baseball 2003

## Games With At Least One Hit

Allen	26 of 40 games
Bocchi	16 of 37 games
Bosch	19 of 45 games
Buck	47 of 66 games
Cadena	2 of 4 games
Ethier	58 of 68 games
Garrabrants	44 of 62 games
Gosewisch	32 of 51 games
Guerrero	26 of 43 games
Larish	53 of 65 games
Mesa	32 of 48 games
Pedroia	61 of 68 games
Walsh	25 of 49 games
West	43 of 60 games
Wyrick	39 of 57 games

\*must be an official at-bat to count

## Games With An RBI

Allen	20 of 40 games
Bocchi	13 of 37 games
Bosch	14 of 45 games
Buck	32 of 66 games
Cadena	1 of 4 games
Ethier	42 of 68 games
Garrabrants	32 of 62 games
Gosewisch	28 of 51 games
Guerrero	18 of 44 games
Larish	46 of 65 games
Mesa	18 of 48 games
Pedroia	34 of 68 games
Walsh	13 of 50 games
West	34 of 60 games
Wyrick	21 of 57 games

\*may reflect walk with an RBI

## Extra Base Hits

Pedroia	41
Larish	38
West	28
Ethier	27
Garrabrants	26
Buck	20
Guerrero	16
Wyrick	13
Allen	11
Gosewisch	11
Bocchi	9
Mesa	8
Walsh	8
Bosch	7
Cadena	1

## Home Run Breakdown

Total Home Runs	80
Solo Home Runs	22
2-Run Home Runs	29
3-Run Home Runs	15
Grand Slams	14
Back-to-Back	2
First Inning	8
Second Inning	4
Third Inning	13
Fourth Inning	13
Fifth Inning	9
Sixth Inning	9
Seventh Inning	13
Eighth Inning	9
Ninth Inning	1
Tenth or later	2
Pinch-Hit Home Runs	3

## Breaking Down the Bullpen:

Pitcher	G	2003 Season Bullpen Stats					1st Batters		Last Relief App.	IP	H	R	ER	BB	SO
		W-L-S	ERA	IP	H	R-ER	Retired/Faced								
Arguello	23	3-0-0	4.88	24.0	19	17-13	9/2	17/23	6/7 at CSF	1.2	1	1	1	0	0
Averill	5	1-0-0	0.00	11.2	4	1-0	1/0	3/5	6/1 vs. UNLV	2.0	1	0	0	0	1
Beatty	7	0-0-0	1.69	5.1	4	1-1	4/2	3/7	3/15 vs. OKLA	0.1	0	0	0	0	0
Bordes	27	1-1-0	3.21	28.0	21	12-10	28/10	17/27	6/8 at CSF	2.0	0	0	0	2	1
Kartler	24	0-0-0	5.60	17.2	16	11-11	20/5	14/24	6/8 at CSF	0.0	0	0	0	0	0
Leaf	5	0-0-0	0.00	4.2	2	0-0	0/0	5/5	4/7 vs. GCU	0.2	0	0	0	0	0
Liebeck	8	1-0-0	3.38	13.1	11	5-5	5/2	5/8	6/8 at CSF	1.0	3	3	3	1	1
Lopez	16	1-0-1	1.83	19.2	23	4-4	9/3	8/16	6/8 at CSF	1.1	1	0	0	0	2
McClellan	24	5-0-0	4.04	42.1	38	19-19	16/9	13/24	6/8 at CSF	2.2	2	0	0	1	2
Schroyer	30	5-2-9	1.53	47.0	39	9-8	12/5	21/30	6/7 at CSF	2.1	0	0	0	0	2
Sopko	18	1-2-0	3.14	28.2	22	11-10	13/8	12/18	6/6 at CSF	1.2	0	0	0	0	1
Thurmond	3	1-0-0	0.00	5.0	1	0-0	0/0	3/3	2/7 vs. BYU (w)	2.0	0	0	0	0	1
Vaughan	16	5-2-0	4.21	47.0	38	26-22	16/3	14/16	4/30 at OKLA (w)	3.0	1	0	0	1	5

RI = Runners Inherited S = Runners Scored

## Charting The Bullpen:

Opponent	Date	W-L-S	Pitchers	Inn.	IP	H	R-ER	BB	SO
UHH	1/16	W	Bordes/McClellan/Lopez/Beatty/Vaughan	3rd	6.2	2	0-0	4	9
UHH - 1	1/17	W/S	Vaughan/Beatty/Schroyer	3rd	7.0	6	3-3	2	13
UHH - 2	1/17	---	Lopez	7th	1.0	0	0-0	0	0
UHH	1/18	---	Bosch	8th	0.2	2	1-0	1	1
UHH - 1	1/19	---	Thurmond	4th	2.0	1	0-0	1	2
UHH - 2	1/10	W	Arguello/McClellan/Bordes/Schroyer	3rd	5.0	5	5-5	5	6
SDSU	1/24	W/S	Kartler/McClellan/Schroyer	5th	4.1	7	3-3	2	7
SDSU	1/25	W	Vaughan/Schroyer	6th	4.0	4	2-2	1	4
SDSU	1/26	---	Thurmond/Kartler/Bordes/Arguello/Lopez/Leaf	5th	4.0	8	9-9	4	8
LBSU	1/31	L	Vaughan/McClellan/Bordes/Arguello/Kartler	4th	5.0	9	11-9	4	2
LBSU	2/2	---	Vaughan/Schroyer	7th	2.1	1	0-0	0	1
BYU	2/6	W	Lopez/McClellan/Vaughan/Schroyer	5th	4.0	5	4-2	5	4
BYU	2/7	W	Thurmond/Leaf/Beatty/McClellana	5th	4.0	2	0-0	2	2
BYU	2/8	W	Vaughan/Lopez/Bordes/Schroyer	3rd	6.2	4	0-0	2	8
GU	2/14	W	Sopko	3rd	7.0	3	0-0	0	5
OKST	2/15	---	Bordes/Lopez/Kartler/Schroyer	6th	4.0	4	2-2	4	2
OSU	2/16	---	Kartler/Lopez/McClellan/Leaf/Arguello	5th	4.0	3	1-1	0	4
GU	2/17	W	Thurmond/Beatty/McClellan	3rd	7.0	9	2-2	3	4
DAY	2/21	---	Averill	8th	2.0	0	1-0	1	1
ND	2/22	---	Bordes/Schroyer	6th	3.1	2	0-0	2	6
ND	2/23	W/S	Sopko/Beatty/Lopez/Schroyer	6th	4.0	9	7-7	0	2
PSU	2/28	W	Averill/Arguello	3rd	6.2	3	0-0	0	7
PSU	3/1	---	Sopko/Beatty/Lopez/Kartler	6th	4.0	2	0-0	3	6
PSU	3/2	S	Vaughan/Bordes/Schroyer	6th	4.0	8	5-5	1	5
CSUN	3/6	---	Lopez/McClellan	7th	3.0	1	0-0	0	4
SUU	3/7	---	Arguello/Leaf	6th	2.0	0	0-0	1	3
UTAH	3/8	W/S	Vaughan/Schroyer	4th	5.1	1	0-0	0	8
CSUN	3/9	---	Bordes/Lopez/Kartler/McClellan	6th	4.0	3	0-0	3	3
OKLA	3/14	L	Vaughan/Bordes/McClellan/Sopko/Schroyer	6th	3.2	3	3-1	4	4
OKLA	3/15	---	Kartler/Sopko/Beatty/Arguello	6th	3.2	2	0-0	0	6
OKLA	3/16	---	Vaughan/Bordes/Arguello	6th	4.0	4	1-1	0	5
Wichita St.	3/18	W	Vaughan/Arguello/Sopko/Schroyer	4th	6.0	5	2-0	3	9
Wichita St.	3/19	---	Sopko/Bordes/Kartler	2nd	8.0	5	2-2	2	6
Stanford	3/22	W	Vaughan/Kartler/Schroyer	4th	7.0	6	4-4	2	9
Stanford	3/23	L	Sopko/McClellan/Perrault/Bordes/Schroyer	2nd	7.0	9	6-6	2	7
Stanford	3/24	L	Kartler/Sopko/Bordes/Arguello	7th	2.1	4	2-2	1	1
USC	3/28	W	Bordes/Arguello/Kartler/Perrault	5th	4.1	1	0-0	4	5
USC	3/29	L	Schroyer/Kartler	7th	2.2	4	1-1	2	0
USC	3/30	W/S	Bordes/McClellan/Kartler/Arguello/Schroyer	5th	4.1	9	4-4	3	0
N. Mexico	4/2	---	Sopko/McClellan/Bordes	4th	5.1	6	3-3	4	7
Grand Canyon	4/7	---	Too many to list (7)	6th	4.0	4	1-1	0	4
California	4/11	---	Sopko	8th	2.0	1	1-0	3	2
California	4/13	W	Vaughan	4th	6.0	3	0-0	2	3
California	4/13	---	Arguello/Bordes/Schroyer	7th	3.0	6	1-1	4	2
UCLA	4/17	L	Vaughan/Schroyer/Bordes	3rd	6.1	5	4-4	2	11
UCLA	4/18	L	Liebeck/Schroyer/Bordes/Arguello	4th	10.0	7	4-4	3	12
UCLA	4/19	---	Kartler/Sopko	8th	2.0	0	0-0	1	1
WSU	4/25	---	McClellan/Lopez	7th	3.0	3	0-0	0	1
WSU	4/26	W	Schroyer/Bordes/Arguello	8th	3.0	2	2-2	5	5
WSU	4/27	---	Averill/Sopko/Kartler/Bordes/McClellan	5th	5.0	2	0-0	2	3
Oklahoma	4/30	W	Vaughan/Arguello/McClellan/Kartler	4th	6.0	7	2-2	1	8
UC Irvine	5/6	---	Liebeck/McClellan/Kartler/Schroyer	4th	6.0	3	1-1	4	7
Oregon State	5/12	W	McClellan/Kartler	4th	5.2	4	0-0	4	4
Oregon State	5/13	---	Arguello/Sopko	6th	3.0	1	1-1	1	2
Oregon State	5/14	W	Bordes/Arguello/Kartler/Schroyer	3rd	7.0	7	4-1	2	6
Washington	5/17	---	Liebeck/Lopez/Sopko	5th	3.0	1	0-0	3	2
Washington	5/18	W	McClellan/Bordes	3rd	7.0	3	1-1	3	2
Washington	5/19	---	Arguello/Sopko/Liebeck/Schroyer	5th	4.0	2	1-1	3	4
Arizona	5/23	W/S	Arguello/Schroyer	7th	2.2	1	0-0	0	2
Arizona	5/24	---	Sopko	8th	2.0	0	0-0	0	0
Arizona	5/25	---	Bordes/McClellan/Liebeck/Kartler/Lopez	5th	5.0	5	1-1	3	3
C. Conn. St.	5/30	W/S	Liebeck/Lopez	5th	5.0	3	0-0	3	4
NMSU	5/31	---	McClellan/Kartler/Schroyer/Arguello	6th	2.2	0	0-0	1	4
UNLV	6/1	---	Bordes/Averill/Schroyer	6th	4.0	4	1-1	0	3
CS Fullerton	6/6	---	Sopko	7th	1.2	0	0-0	0	1
CS Fullerton	6/7	S	McClellan/Arguello/Schroyer	6th	4.0	4	4-4	0	2
CS Fullerton	6/8	---	Liebeck/McClellan/Kartler/Lopez/Bordes	2nd	7.0	6	3-3	4	6

## Starters vs. The Bullpen

Starting Pitchers	3.57 ERA	W-L	IP	H	R	ER	BB	SO
		29-7	302.1	325	139	120	100	236
Relief Pitchers	3.06 ERA	W-L-S	IP	H	R	ER	BB	SO
		25-7-10	300.1	246	117	102	133	294





# Sun Devil Baseball 2003

## Sun Devil Pitchers -- Career Game-by-Game

### Carlos Arguello • LHP • #48

2003	Opp.	S/R	W/L	IP	H	R	ER	BB-SO
1/19	UHH - 2	R	---	1.0	3	4	4	2-0
1/26	SDSU	R	---	0.2	1	1	1	0-1
1/31	@ LBSU	R	---	1.0	2	3	1	0-0
2/16	OSU	R	---	1.0	1	0	0	0-2
2/28	PSU	R	---	1.0	0	0	0	0-1
3/7	SUU	R	---	1.0	0	0	0	0-2
3/15	Oklahoma	R	---	1.0	0	0	0	0-2
3/16	Oklahoma	R	---	2.0	2	0	0	0-2
3/18	Wichita St.	R	---	0.1	0	1	0	1-0
3/24	Stanford	R	---	1.2	0	0	0	0-1
3/28	USC	R	---	2.1	1	0	0	3-2
3/30	USC	R	W	1.0	3	1	1	0-0
4/7	GCU	R	---	0.1	0	0	0	0-1
4/13	Cal - 2	R	---	0.0	0	1	1	1-0
4/18	UCLA	R	---	1.0	1	1	1	1-1
4/26	WSU	R	W	0.2	0	0	0	0-2
4/30	Oklahoma	R	---	0.1	3	2	2	0-1
5/13	Oregon St.	R	---	0.1	0	1	1	1-0
5/14	Oregon St.	R	---	2.1	1	1	0	1-1
5/19	Washington	R	---	0.2	0	0	0	0-1
5/23	Arizona	R	W	1.2	0	0	0	0-1
5/31	NMSU	R	---	1.0	0	0	0	0-2
6/7	CSF	R	---	1.2	1	1	1	0-0
Season Totals: 23 3-0 23.2 19 17 13 10-23								

2002	Opp.	S/R	W/L	IP	H	R	ER	BB-SO
2/16	@ FSU	R	---	3.0	1	0	0	1-3
3/22	@ ARIZ	R	---	1.0	1	0	0	0-0
3/28	WASH	S	---	1.1	2	1	1	1-1
3/30	WASH	S	W	3.1	5	2	2	0-1
4/7	@ WSU	R	---	2.0	3	0	0	0-2
4/20	Cal	R	---	3.0	3	0	0	1-2
4/30	NMSU	R	---	1.0	0	0	0	0-2
5/10	@ STAN	R	L	2.0	2	2	2	1-2
5/14	PORT	S	W	4.0	3	0	0	2-3
5/19	USC	R	W	5.0	4	2	1	0-3
5/24	OSU	R	---	2.0	0	0	0	1-2
5/26	OSU	R	---	0.2	5	2	2	0-0
5/31	USD	R	W	2.0	1	0	0	0-1
6/1	USD	S	W	9.0	7	1	1	2-7
Season Totals: 14 5-1 39.1 37 10 9 9-29								

### Erik Averill • LHP • #45

2003	Opp.	S/R	W/L	IP	H	R	ER	BB-SO
1/18	@ UHH	S	W	7.1	1	2	0	1-7
1/26	SDSU	S	W	4.0	1	0	0	0-4
2/2	@ LBSU	S	W	6.2	6	2	0	1-1
2/8	BYU	S	---	2.1	6	4	4	1-1
2/17	Gonzaga	S	---	2.0	4	3	3	2-2
2/21	Dayton	R	---	2.0	0	1	0	1-1
2/28	PSU	R	W	5.2	3	0	0	0-6
3/6	CSUN	S	W	6.0	7	2	2	1-5
3/16	Oklahoma	S	W	5.0	3	1	0	2-3
3/22	Stanford	S	---	4.0	7	2	2	0-5
3/29	USC	S	---	6.0	7	5	5	0-3
4/7	GCU	R	---	1.0	0	0	0	0-1
4/11	California	S	W	7.0	10	2	2	3-0
4/17	UCLA	S	---	2.2	6	5	5	0-1
4/27	WSU	R	---	1.0	0	0	0	1-0
4/30	Oklahoma	S	---	3.0	4	2	2	2-2
5/17	Washington	S	L	5.0	5	5	5	1-4
5/24	Arizona	S	W	7.0	7	0	0	1-6
6/1	UNLV	R	---	2.0	1	0	0	0-1
6/6	CSF	S	L	6.1	9	5	5	1-8
Season Totals: 20 8-2 86.0 87 41 35 18-61								

### Chris Beatty • LHP • #55

2003	Opp.	S/R	W/L	IP	H	R	ER	BB-SO
1/16	UHH	R	---	1.0	0	0	0	1-2
1/17	UHH - 1	R	---	0.0	2	0	0	0-0
2/7	BYU	R	---	1.0	0	0	0	0-1
2/17	Gonzaga	R	---	2.0	1	0	0	0-1
2/23	ND	R	---	0.0	0	1	1	0-0
3/1	PSU	R	---	1.0	1	0	0	2-2
3/15	Oklahoma	R	---	0.1	0	0	0	0-0
3/19	Wichita St.	S	L	1.0	3	4	4	2-2
Season Totals: 8 0-1 6.1 7 5 5 5-8								

### Brett Bordes • LHP • #49

2003	Opp.	S/R	W/L	IP	H	R	ER	BB-SO
1/16	UHH	R	---	1.2	0	0	0	2-2
1/19	UHH - 2	R	---	1.0	1	1	1	1-1
1/26	SDSU	R	---	0.1	1	0	0	1-0
1/31	@ LBSU	R	---	0.1	2	1	1	0-0
2/8	BYU	R	---	1.1	0	0	0	0-3
2/15	Okl. State	R	---	2.0	2	1	1	3-2
2/22	ND	R	---	2.1	1	0	0	2-3
3/2	PSU	R	---	0.2	2	0	0	0-2
3/9	CSUN	R	---	2.0	0	0	0	1-1
3/14	Oklahoma	R	---	1.0	1	0	0	1-1
3/16	Oklahoma	R	---	1.0	1	1	1	0-2
3/19	Wichita St.	R	---	1.0	1	2	2	1-0
3/23	Stanford	R	---	1.0	0	0	0	0-0
3/24	Stanford	R	---	0.1	1	0	0	1-0
3/28	USC	R	W	0.1	0	0	0	0-0
3/30	USC	R	---	0.1	2	1	1	1-0
4/2	N. Mexico	R	---	0.2	1	1	1	2-2
4/13	Cal - 2	R	---	1.0	0	0	0	2-0

4/17	UCLA	R	---	0.2	0	0	0	0-1
4/18	UCLA	R	---	1.0	0	1	1	0-1
4/26	WSU	R	---	0.1	0	0	0	2-0
4/27	WSU	R	---	1.0	1	0	0	1-2
5/14	Oregon St.	R	---	1.0	3	2	0	0-1
5/18	Washington	R	---	2.0	0	0	0	3-1
5/25	Arizona	R	---	0.2	0	1	1	2-1
6/1	UNLV	R	---	1.0	0	0	0	0-1
6/8	CSF	R	---	2.0	0	0	0	2-1
Season Totals: 27 1-1 28.0 21 12 10 28-27								

### Ryan Bosch • RHP • #31

2003	Opp.	S/R	W/L	IP	H	R	ER	BB-SO
1/18	UHH	R	---	0.2	2	1	0	1-1
4/7	GCU	R	---	0.1	2	0	0	0-0
Season Totals: 2 0-0 1.0 4 1 0 1-1								

### Bryce Kartler • LHP • #27

2003	Opp.	S/R	W/L	IP	H	R	ER	BB-SO
1/19	UHH - 2	S	---	2.0	0	0	0	1-3
1/24	SDSU	S	---	0.0	1	2	2	1-0
1/26	SDSU	R	---	0.2	4	7	7	3-1
1/31	@ LBSU	R	---	1.0	0	0	0	1-2
2/15	Okl. State	R	---	0.1	0	0	0	0-0
2/16	OSU	R	---	0.2	0	0	0	1-1
3/1	PSU	R	---	1.0	0	0	0	1-2
3/9	CSUN	R	---	0.1	0	0	0	1-1
3/15	Oklahoma	R	---	1.1	1	1	1	0-3
3/19	Wichita St.	R	---	2.0	1	0	0	0-4
3/22	Stanford	R	---	0.1	0	0	0	0-0
3/24	Stanford	R	---	0.1	1	0	0	0-0
3/28	USC	R	---	0.2	0	0	0	0-1
3/29	USC	R	---	0.1	1	0	0	0-0
3/30	USC	R	---	0.0	0	0	0	1-0
4/7	GCU	R	---	0.1	1	1	1	0-0
4/19	UCLA	R	---	1.0	0	0	0	1-1
4/27	WSU	R	---	1.0	0	0	0	0-1
4/30	Oklahoma	R	---	2.0	1	0	0	0-2
5/6	UCI	R	---	0.2	2	0	0	0-0
5/12	Oregon St.	R	---	2.0	2	0	0	1-2
5/14	Oregon St.	R	---	0.0	0	0	0	0-0
5/25	Arizona	R	---	1.0	1	0	0	1-0
5/31	NMSU	R	---	0.2	0	0	0	1-0
6/8	CSF	R	---	0.0	0	0	0	0-0
Season Totals: 25 0-0 19.2 16 11 11 13-25								

2002	Opp.	S/R	W/L	IP	H	R	ER	BB-SO
2/2	ORU	S	---	5.0	4	1	3	2-6
2/10	TENN	S	---	6.2	2	1	0	6-9
2/17	@ FSU	S	---	6.1	3	3	3	3-6
2/24	CSF	S	---	5.1	5	5	3	2-3
3/3	LMU	S	---	5.0	4	2	2	4-5
3/10	OKST	S	---	5.2	10	3	3	3-6
3/17	@ ARIZ	S	L	4.0	7	8	7	5-5
3/28	WASH	S	L	4.0	1	2	2	0-0
4/6	@ WSU	S	---	3.1	3	5	4	3-2
4/13	@ UCLA	S	L	4.1	3	5	4	2-1
4/19	Cal	R	---	1.0	1	1	1	0-3
4/21	Cal	R	---	3.0	3	1	1	1-1
4/26	@ ND	R	---	0.0	0	1	1	0-0
5/12	@ STAN	R	---	0.1	0	0	0	0-1
5/15	PORT	R	---	1.2	1	0	0	0-2
5/18	USC	R	---	1.0	2	2	2	2-0
5/24	OSU	R	W	2.0	1	1	1	0-0
5/25	OSU	R	W	1.2	1	0	0	1-0
Season Totals: 18 4-4 63.2 55 46 38 37-56								

2001	Opp.	S/R	W/L	IP	H	R	ER	BB-SO
2/1	S. Utah	R	---	0.1	0	0	0	0-1
2/3	S. Utah	R	---	0.1	0	0	0	0-0
2/10	Duke	R	---	0.1	2	1	1	1-0
2/17	Creighton	R	---	0.2	0	0	0	0-0
2/23	@ CSF	R	S	1.0	0	0	0	0-2
3/2	LSU	R	---	1.2	3	2	0	1-3
3/4	LSU	R	---	3.0	4	2	2	0-2
3/10	S. Florida	R	---	3.1	2	0	0	2-4
3/16	@ Cal	R	S	3.0	0	0	0	1-3
3/26	@ OSU	R	---	3.0	5	4	3	2-3
4/1	Stanford	R	---	1.0	4	3	3	0-1
4/7	@ USC	R	---	0.1	0	1	1	1-0
4/9	@ CSF	R	---	2.1	4	4	4	2-1
4/14	WSU	R	---	1.0	2	1	1	1-0
4/19	@ ORU	R	---	2.2	2	2	2	0-1
4/23	Gonzaga	R	S	0.1	1	0	0	0-1
4/29	@ Tenn	S	---	3.0	3	2	2	1-1
5/16	@ Nevada	S	---	3.1	4	2	2	2-3
5/19	UCLA	R	---	0.2	0	0	0	2-1
5/20	UCLA	R	S	2.0	4	3	3	2-4
5/26	Texas Tech	R	---	4.1	6	4	1	1-8
Season Totals:		22	0-0-4	39.0	47	31	25	21-41

# Sun Devil Baseball 2003

## Sun Devil Pitchers -- Career Game-by-Game

### Robbie McClellan • RHP • #15

2003	Opp.	S/R	W/L	IP	H	R	ER	BB-SO
1/16	UHH	R	W	2.0	0	0	0	1-0
1/19	UHH	R	W	2.0	1	0	0	2-3
1/24	SDSU	R	W	3.1	5	1	1	1-5
1/31	@ LBSU	R	---	1.0	2	3	3	2-1
2/6	BYU	R	---	1.0	1	2	2	3-2
2/7	BYU	R	---	1.0	1	0	0	2-2
2/16	OSU	R	---	1.0	1	1	1	0-0
2/17	Gonzaga	R	---	2.0	4	2	2	3-1
3/1	PSU	S	W	5.0	6	1	1	2-5
3/6	CSUN	R	---	1.0	0	0	0	0-3
3/14	Oklahoma	R	---	0.0	0	0	0	2-0
3/18	Wichita St.	S	---	3.0	3	0	0	3-4
3/23	Stanford	R	---	4.0	4	3	3	1-3
3/30	USC	R	---	1.1	1	1	1	1-0
4/2	N. Mexico	R	---	4.1	3	1	1	2-5
4/7	GCU	S	W	5.0	1	1	1	0-7
4/18	UCLA	S	---	3.0	6	4	3	2-4
4/25	WSU	R	---	1.0	0	0	0	0-1
4/27	WSU	R	---	1.0	1	0	0	0-0
4/30	Oklahoma	R	---	0.2	2	0	0	0-0
5/6	UCI	R	---	1.1	0	1	1	1-2
5/12	Oregon St.	R	W	3.2	2	0	0	3-2
5/18	Washington	R	W	5.0	3	1	1	0-1
5/25	Arizona	R	---	1.1	1	0	0	0-2
5/31	NMSU	R	---	0.2	0	0	0	0-1
6/7	CSF	R	---	0.0	3	3	3	0-0
6/8	CSF	R	---	2.2	2	0	0	1-2
Season Totals: 28 7-0 58.1 54 25 24 33-57								

2002	Opp.	S/R	W/L	IP	H	R	ER	BB-SO
2/2	ORU	R	W	4.0	2	0	0	2-6
2/8	TENN	R	W	3.1	2	0	0	1-7
2/10	TENN	R	S	1.0	1	0	0	1-2
2/16	@ FSU	R	---	2.0	2	1	1	0-3
2/17	@ FSU	R	L	1.0	4	3	3	1-0
2/24	CSF	R	L	2.2	3	2	2	1-2
3/2	LMU	S	W	9.0	3	2	1	8-6
3/8	UNLV	S	W	7.0	4	0	0	0-10
3/12	NMSU	R	---	2.1	2	2	2	0-6
3/16	OKLA	S	W	8.0	7	4	4	3-8
3/22	@ ARIZ	S	---	3.2	4	4	4	5-1
3/28	WASH	S	---	6.0	7	4	4	2-3
4/1	@ UNLV	S	---	3.0	4	4	4	3-1
4/7	@ WSU	S	W	7.0	9	4	4	3-8
4/14	@ UCLA	S	W	8.0	4	2	2	6-4
4/21	Cal	S	L	4.0	5	5	5	2-3
4/26	@ ND	S	L	4.1	6	6	5	3-5
5/12	@ STAN	S	L	7.1	6	3	3	4-4
5/18	USC	S	---	6.0	3	2	1	4-5
5/25	OSU	S	---	4.0	8	6	6	1-5
6/2	UH	S	L	3.1	8	5	3	1-2
Season Totals: 31 7-6-1 97.0 94 59 51 51-91								

### Ryan Schroyer • RHP • #12

2003	Opp.	S/R	W/L	IP	H	R	ER	BB-SO
1/17	@ UHH - 1	R	S	2.1	1	0	0	1-4
1/19	@ UHH - 2	R	---	1.0	0	0	0	0-2
1/24	SDSU	R	S	1.0	1	0	0	0-2
1/25	SDSU	R	W	0.2	1	0	0	0-1
2/2	@ LBSU	R	S	1.0	1	0	0	0-1
2/6	BYU	R	W	0.1	0	0	0	0-0
2/8	BYU	R	W	2.0	1	0	0	1-3
2/15	Okla. State	R	---	1.0	1	0	0	0-0
2/22	ND	R	---	1.0	1	0	0	0-3
2/23	ND	R	S	3.0	3	0	0	0-2
3/2	PSU	R	S	1.1	1	0	0	0-3
3/8	Utah	R	S	1.0	0	0	0	0-3
3/14	Oklahoma	R	---	0.2	0	0	0	0-0
3/18	Wichita St.	R	---	1.0	1	1	0	2-0
3/22	Stanford	R	W	3.0	1	0	0	0-2
3/23	Stanford	R	L	1.0	2	1	1	0-0
3/29	USC	R	L	2.1	3	1	1	2-0
3/30	USC	R	S	1.2	3	1	1	0-0
4/7	GCU	R	---	0.1	0	0	0	0-1
4/13	Cal - 2	R	---	2.0	5	0	0	1-2
4/17	UCLA	R	---	0.1	0	0	0	1-0
4/18	UCLA	R	---	4.2	3	1	1	2-5
4/26	WSU	R	---	2.0	2	2	2	3-3
5/6	UCI	R	---	2.0	0	0	0	2-4
5/14	Oregon St.	R	W	3.2	3	1	1	1-4
5/19	Washington	R	---	2.0	1	0	0	3-2
5/23	Arizona	R	S	1.0	1	0	0	0-1
5/31	NMSU	R	---	0.1	0	0	0	0-1
6/1	UNLV	R	---	1.0	3	1	1	0-1
6/7	CSF	R	S	2.1	0	0	0	0-2
Season Totals: 30 5-2-9 47.0 39 9 8 19-52								

2002	Opp.	S/R	W/L	IP	H	R	ER	BB-SO
2/1	S. Utah	S	W	6.2	3	0	0	3-11
2/8	Tennessee	S	---	5.2	7	4	3	3-8
2/15	@ FSU	S	L	3.1	8	5	5	5-3
2/22	CSF	R	---	4.0	3	1	1	4-3
3/3	LMU	R	---	1.0	2	1	1	1-3
3/9	SJU	R	---	1.0	0	0	0	0-2
3/10	OKST	R	---	1.0	0	0	0	0-3
3/12	NMSU	R	---	0.2	0	0	0	2-2
3/16	OKLA	R	S	1.0	0	0	0	1-2
3/17	OKLA	R	---	1.1	0	0	0	0-1
3/22	@ ARIZ	R	S	1.0	0	0	0	0-3
3/23	@ ARIZ	R	S	2.0	1	0	0	1-1
3/30	WASH	R	---	2.0	1	0	0	1-4
4/1	@ UNLV	R	---	0.2	0	1	0	1-0
4/6	@ WSU	R	W	3.0	3	0	0	0-3
4/12	@ UCLA	R	W	4.0	1	0	0	3-5
4/20	Cal	R	W	3.0	2	1	1	2-3
4/24	@ OKLA	R	S	1.0	0	0	0	0-1
5/11	@ STAN	R	S	4.0	7	2	2	4-3
5/15	PORT	R	---	1.0	1	0	0	1-2
5/17	USC	R	S	2.0	1	1	1	0-2
5/24	OSU	R	---	1.0	0	0	0	0-1
5/26	OSU	R	S	3.1	3	0	0	0-3
5/31	USD	R	S	2.0	1	0	0	1-4
6/2	UH	R	---	5.0	6	2	2	2-2
Season Totals: 25 4-1-8 60.2 50 18 16 35-75								

2001	Opp.	S/R	W/L	IP	H	R	ER	BB-SO
2/3	S. Utah	S	W	4.2	5	0	0	0-9
2/10	Duke	S	W	5.0	1	0	0	4-5
2/17	St. Mary's	S	L	3.1	4	4	4	1-4
3/3	LSU	R	---	0.2	1	2	2	1-0
3/10	S. Florida	R	---	1.0	0	0	0	0-2
3/11	S. Florida	R	---	1.0	0	0	0	1-0
3/18	@ Cal	R	---	0.2	2	3	3	2-1
3/26	@ OSU	R	---	0.1	2	2	2	0-1
4/1	Stanford	S	---	3.1	2	1	1	3-3
4/6	@ USC	S	L	2.1	6	6	6	2-1
4/14	WSU	S	---	2.0	1	2	2	2-3
4/19	@ ORU	S	---	3.0	2	0	0	5-0
5/26	@ Fullerton	R	---	1.0	2	3	3	1-0
Season Totals: 13 2-2 28.1 28 23 23 22-29								

### Mark Sopko • RHP • #41

2003	Opp.	S/R	W/L	IP	H	R	ER	BB-SO
1/16	UHH	S	---	2.1	2	0	0	2-4
1/19	UHH	S	W	3.0	1	0	0	0-2
1/24	SDSU	S	---	4.2	6	2	2	1-4
1/31	LBSU	S	---	3.0	5	0	0	0-2
2/6	BYU	S	---	4.0	4	1	1	1-2
2/14	Gonzaga	R	W	7.0	3	0	0	0-5
2/23	ND	R	---	0.0	4	4	4	0-0
3/1	PSU	R	---	1.0	0	0	0	0-2
3/7	SUU	S	W	5.0	5	0	0	1-4
3/14	Oklahoma	R	L	0.2	1	1	1	0-0
3/15	Oklahoma	R	---	1.0	1	0	0	0-1
3/18	Wichita St.	R	---	0.2	1	0	0	0-2
3/19	Wichita St.	R	---	5.0	3	0	0	1-2
3/23	Stanford	R	---	2.0	3	2	2	1-3
3/24	Stanford	R	L	0.0	2	2	2	0-0
4/2	N. Mexico	R	---	0.1	2	1	1	0-0
4/11	California	R	---	2.0	1	1	0	3-2
4/19	UCLA	R	---	1.0	0	0	0	0-0
4/27	WSU	R	---	1.0	0	0	0	0-0
5/13	Oregon St.	R	---	2.2	1	0	0	0-2
5/17	Washington	R	---	0.1	0	0	0	0-1
5/19	Washington	R	---	0.1	0	0	0	0-0
5/24	Arizona	R	---	2.0	0	0	0	0-0
5/30	C. Conn. St.	S	---	4.0	7	2	1	3-4
6/6	CSF	R	---	1.2	0	0	0	0-1
Season Totals: 25 3-2 54.2 52 16 14 13-43								

2002	Opp.	S/R	W/L	IP	H	R	ER	BB-SO
1/31	OSU	R	---	1.0	0	0	0	0-1
2/3	S. Utah	R	---	0.2	0	0	0	0-0
2/10	TENN	R	---	1.1	3	3	2	1-1
2/15	@ FSU	R	---	1.2	1	1	1	1-1
2/22	CSF	R	---	1.2	1	0	0	0-1
3/3	LMU	R	---	0.2	0	0	0	0-0
3/5	NMSU	R	S	2.0	2	1	1	1-1
3/9	SJU	R	---	1.0	1	0	0	0-1
3/12	NMSU	R	L	0.0	1	1	1	1-0
3/17	OKLA	R	---	2.0	3	4	4	3-3
3/22	@ ARIZ	R	W	2.0	1	0	0	1-1
3/28	WASH	R	---	0.0	2	3	3	1-0
3/30	WASH	R	---	2.2	2	2	2	1-1
4/5	@ WSU	R	---	2.0	3	1	1	0-0
4/14	@ UCLA	R	---	1.0	1	0	0	0-0
4/20	Cal	R	---	1.0	0	0	0	1-2
4/21	Cal	R	---	0.1	0	0	0	0-1
4/24	@ OKLA	R	W	2.2	1	0	0	2-0
4/26	@ ND	R	---	3.2	3	2	1	2-2
5/10	@ STAN	R	---	1.0	1	0	0	0-1
5/12	@ STAN	R	---	0.1	0	0	0	0-1
5/18	USC	R	L	1.0	1	3	3	1-2
5/25	OSU	R	---	0.2	0	0	0	0-2
5/31	USD	R	---	2.0	1	0	0	0-0



# Sun Devil Baseball 2003

## Sun Devil Miscellaneous Hitting Statistics

### Stats By Position

Pos.	HR	RBI
C	4	61
1B	20	106
2B	8	59
3B	3	59
SS	4	55
LF	5	52
CF	12	69
RF	7	58
DH	15	79
PH	3	28
<b>Tot.</b>	<b>80</b>	<b>630</b>

### Stats By Order

Pos.	HR	RBI
1	4	51
2	7	71
3	14	92
4	12	78
5	21	94
6	4	56
7	6	65
8	5	61
9	7	57
<b>Tot.</b>	<b>80</b>	<b>630</b>

### Record By Margin

No.	Total	H	A
1R	4-5	3-4	1-1
2R	6-2	4-1	2-1
3R	2-1	1-1	1-0
4R	3-2	1-1	2-2
5R	4-1	0-0	4-1
6R	2-2	1-0	1-2
7R	4-0	2-0	2-0
8R	4-0	3-0	1-0
9R	3-0	1-0	2-0
10+R	22-0	15-0	7-0
<b>Tot.</b>	<b>54-14</b>	<b>31-7</b>	<b>23-7</b>

*'A' includes neutral*

### Big Innings

Runs	No.
2	62
3	36
4	28
5	13
6	9
7	5
8	3
9	2
10+	4
<b>Tot.</b>	<b>160</b>

## How the Sun Devils Have Scored:

### 0-Out Runs

144

### 1-Out Runs

268

### 2-Out Runs

270

### Total Runs

682

### Two-Out RBI

221

## Home Runs By ASU (80)

Player	Date	Opp.	Pitcher	Runners
Bocchi	1/16	UHH	Shimabuku	3-Run HR
West	1/17	UHH	Zimmerman	Solo HR
Wyrick	1/17	UHH (2)	Vernon	2-Run HR
Larish	1/18	UHH	Lockett	2-Run HR
Ethier	1/18	UHH	Lockett	2-Run HR
West	1/18	UHH	Usui	Solo HR
Bosch	1/18	UHH	Daugherty	Grand Slam
Larish	1/19	UHH (1)	Inaba	3-Run HR
Allen	1/19	UHH (2)	Ebbs	3-Run HR
Pedroia	1/24	SDSU	Pace	2-Run HR
West	1/25	SDSU	Carque	Solo HR
Larish	1/25	SDSU	Hartshorn	Solo HR
Larish	1/26	SDSU	Lindsey	2-Run HR
Garrabrants	1/26	SDSU	Lindsey	Grand Slam
Larish	1/26	SDSU	Coon	Grand Slam
Buck	2/6	BYU	Mousser	Solo HR
Garrabrants	2/6	BYU	Mousser	2-Run HR
West	2/7	BYU	Bergeron	Solo HR
Larish	2/7	BYU	Garcia	Solo HR
Mesa	2/7	BYU	Garcia	2-Run HR
Bocchi	2/8	BYU	Gravley	3-Run HR
Larish	2/8	BYU	Gravley	Solo HR
Garrabrants	2/16	OSU	Koller	3-Run HR
Pedroia	2/16	OSU	Koller	Solo HR
Allen	2/16	OSU	Koller	3-Run HR
Garrabrants	2/17	GU	White	Grand Slam
Allen	2/17	GU	White	2-Run HR
Larish	2/22	ND	Ogilvie	Grand Slam
West	2/22	ND	Vergara	2-Run HR
West	2/22	ND	Vergara	Grand Slam
West	2/23	ND	Gagne	2-Run HR
Larish	2/28	PSU	Stidfole	Grand Slam
Guerrero	2/28	PSU	Wingerd	3-Run HR
Bosch	3/1	PSU	Cline	2-Run HR
Larish	3/2	PSU	Farrell	3-Run HR
Buck	3/7	SUU	Bunker	Grand Slam
West	3/9	CSUN	Jean	2-Run HR
Larish	3/9	CSUN	Hochgesang	3-Run HR
West	3/14	OKLA	Roberts	2-Run HR
Allen	3/14	OKLA	Roberts	2-Run HR
Garrabrants	3/23	STAN	McCall	2-Run HR
Ethier	3/23	STAN	O'Hagan	3-Run HR
Larish	3/30	USC	Olsen	Solo HR
Guerrero	3/30	USC	Olsen	Solo HR
Larish	4/2	UNM	Smith	2-Run HR
Pedroia	4/2	UNM	Smith	Solo HR
Garrabrants	4/7	UCI	Michael	3-Run HR
Bosch	4/11	Cal	Brown	2-Run HR
Allen	4/11	Cal	Swick	Grand Slam
Gosewisch	4/17	UCLA	Kunes	2-Run HR
Ethier	4/18	UCLA	Silva	Solo HR
Ethier	4/19	UCLA	Janssen	3-Run HR
Buck	4/19	UCLA	Janssen	2-Run HR
Larish	4/19	UCLA	Miltenberger	Grand Slam
West	4/25	WSU	MacKenzie	Solo HR
Larish	4/25	WSU	Svensen	3-Run HR
Bosch	4/25	WSU	Svensen	Solo HR
West	4/26	WSU	Alwert	2-Run HR
West	4/27	WSU	Banaszak	2-Run HR
Ethier	4/27	WSU	Kenyon	3-Run HR
West	4/27	WSU	Kenyon	Grand Slam
West	4/27	WSU	Freeman	3-Run HR
Allen	4/30	OKLA	Swindell	Grand Slam
Garrabrants	5/6	UCI	Krise	Solo HR
West	5/6	UCI	Tripoli	2-Run HR
West	5/6	UCI	Koehler	2-Run HR
Buck	5/12	OSU	Rowe	2-Run HR
Gosewisch	5/14	OSU	Baldwin	2-Run HR
Pedroia	5/18	WASH	Peterson	Solo HR
Ethier	5/19	WASH	Johnson	Solo HR
Ethier	5/24	ARIZ	Guyette	2-Run HR
Larish	5/24	ARIZ	Guyette	2-Run HR
Bosch	5/24	ARIZ	Goodman	Solo HR
Ethier	5/25	ARIZ	Worrell	Solo HR
West	5/25	ARIZ	Burns	Grand Slam
Garrabrants	5/25	ARIZ	Zlotoff	Grand Slam
Ethier	5/25	ARIZ	Zlotoff	Solo HR
Larish	6/1	UNLV	Thompson	Solo HR
Ethier	6/7	CSF	Schreppel	2-Run HR
Larish	6/7	CSF	Ingle	2-Run HR

## Home Runs By Opponents (42)

Player	Date	Team	Pitcher	Runners
Stephens	1/26	SDSU	Arguello	Solo HR
Itri	2/6	BYU	Sopko	Solo HR
Itri	2/7	BYU	Liebeck	Solo HR
Jacobsen	2/7	BYU	Liebeck	2-Run HR
Andres	2/22	ND	Vaughan	Solo HR
Rizzo	2/23	ND	Thurmond	Solo HR
Macri	2/23	ND	Lopez	2-Run HR
Harter	3/1	PSU	McClellan	Solo HR
Harter	3/2	PSU	Vaughan	2-Run HR
Simpson	3/6	CSUN	Averill	Solo HR
Jordanson	3/8	Utah	Thurmond	2-Run HR
Wyman	3/14	OKLA	Thurmond	Solo HR
Yaconetti	3/14	OKLA	Thurmond	2-Run HR
Yaconetti	3/15	OKLA	Kartler	Solo HR
Wyman	3/16	OKLA	Bordes	Solo HR
Moffitt	3/19	WST	Bordes	2-Run HR
Moon	3/29	USC	Averill	Solo HR
S. Gordon	3/29	USC	Averill	2-Run HR
Lunetta	3/30	USC	McClellan	Solo HR
Bonovich	3/30	USC	Arguello	Solo HR
Salas	4/2	UNM	Vaughan	2-Run HR
Kaats	4/7	GCU	McClellan	Solo HR
Conley	4/11	Cal	Averill	Solo HR
Whisler	4/17	UCLA	Averill	2-Run HR
McCarthy	4/17	UCLA	Vaughan	2-Run HR
Griffin	4/18	UCLA	McClellan	2-Run HR
Susdorf	4/18	UCLA	Schroyer	Solo HR
Griffin	4/19	UCLA	Thurmond	Solo HR
Jacobsen	4/26	WSU	Liebeck	Solo HR
Kunda	5/14	OSU	Liebeck	Solo HR
Ellsbury	5/14	OSU	Schroyer	Solo HR
Wagner	5/17	WASH	Averill	Solo HR
Wagner	5/17	WASH	Averill	2-Run HR
Lillibridge	5/18	WASH	Thurmond	Solo HR
Wagner	5/18	WASH	McClellan	2-Run HR
Boudon	5/19	WASH	Vaughan	2-Run HR
Lillibridge	5/19	WASH	Vaughan	Solo HR
Boudon	5/19	WASH	Liebeck	Solo HR
Burgos	6/7	CSF	Arguello	Solo HR
Boyer	6/8	CSF	Vaughan	Solo HR
Dorn	6/8	CSF	Liebeck	Solo HR

## Series Pitching Breakdown:

	W-L	ERA	IP	H	R	ER	BB	SO
Hawai'i-Hilo	6-0	2.40	45.0	30	15	12	21	55
SDSU	3-0	5.67	27.0	31	17	17	9	29
LBSU	2-1	3.12	26.0	24	13	9	6	10
BYU	3-0	3.33	27.0	28	15	10	14	23
Tourney-1	3-0	3.00	27.0	26	11	9	10	21
DAY/ND	3-0	3.00	27.0	24	12	9	9	25
PSU	3-0	2.33	27.0	25	8	7	8	27
Tourney-2	4-0	2.12	34.0	28	8	8	9	39
Oklahoma	2-1	2.67	27.0	27	11	8	7	28
Wichita St.	1-1	3.00	18.0	16	8	6	10	21
STAN	1-2	5.70	30.0	39	19	19	5	27
USC	2-1	5.06	26.2	31	15	15	13	11
CAL	3-0	1.00	27.0	26	4	3	18	14
UCLA	1-2	4.94	31.0	29	18	17	10	36
WSU	3-0	0.96	28.0	14	3	3	14	26
OSU	2-1	4.50	26.0	29	17	13	12	18
WASH	1-2	5.04	25.0	22	14	14	13	14
ARIZ	3-0	1.33	27.0	22	4	4	6	18
NCAA - 1	3-0	0.67	27.0	21	3	2	14	25
NCAA - 2	1-2	6.48	25.0	31	18	18	7	18

## Series Batting Breakdown:

	AVG	AB	R	H	RBI	2B-3B-HR	BB-SO
Hawai'i-Hilo	.439	221	85	97	82	23-4-9	33-19
SDSU	.298	104	35	31	33	7-0-6	24-11
LBSU	.245	102	12	25	11	3-0-0	10-26
BYU	.343	108	29	37	28	5-0-7	22-18
Tourney-1	.319	94	24	30	24	4-2-3	22-19
DAY/ND	.336	110	40	37	37	5-0-4	30-10
PSU	.380	100	36	38	30	10-2-4	26-7
Tourney-2	.420	143	47	60	44	19-2-3	15-19
Oklahoma	.340	106	25	36	23	13-0-2	15-16
Wichita St.	.318	66	12	21	10	4-1-0	10-10
STAN	.265	113	17	30	17	6-2-2	10-23
USC	.363	113	23	41	20	5-0-2	26-21
CAL	.311	106	27	33	25	6-0-2	14-20
UCLA	.364	132	32	48	27	8-1-5	17-19
WSU	.437	126	51	55	49	6-4-8	49-11
OSU	.354	113	27	40	23	8-0-2	19-21
WASH	.306	111	16	34	16	6-0-2	12-26
ARIZ	.380	108	36	41	34	8-4-7	17-14
NCAA - 1	.387	119	45	46	40	5-2-1	25-14
NCAA - 2	.224	98	9	22	8	4-0-2	7-14

## Pinch-Hitting Statistics:

Player	AB	AVG	H	2B	3B	HR	RBI
Larish	1	1.000	1	0	0	0	0
Buck	1	1.000	1	0	0	0	1
Garrabrants	3	.667	2	1	0	1	4
Allen	10	.600	6	2	0	2	9
Guerrero	26	.346	9	0	1	0	8
Wyrick	15	.333	5	0	1	0	0
Walsh	22	.318	7	1	0	0	4
Mesa	4	.250	1	0	0	0	2
Bosch	6	.167	1	0	0	0	0
Bocchi	9	.111	1	0	0	0	0
Kartler	8	.000	0	0	0	0	0
Schoenberger	4	.000	0	0	0	0	0
West	3	.000	0	0	0	0	0
Cadena	2	.000	0	0	0	0	1
<b>Team Totals:</b>	<b>116</b>	<b>.293</b>	<b>34</b>	<b>4</b>	<b>2</b>	<b>3</b>	<b>29</b>



# Sun Devil Baseball 2003

## Starting Lineups By Batting Order

Date	Opponent	No. (Time)	Record	1	2	3	4	5	6	7	8	9
1/16	Hawaii-Hilo	1 (1)	1-0	Pedroia	Buck	Larish	Allen	Ethier	West	Mesa	Bocchi	Garrabrants
1/17	Hawaii-Hilo	1 (2)	2-0	Pedroia	Buck	Larish	Allen	Ethier	West	Mesa	Bocchi	Garrabrants
1/17	Hawaii-Hilo	2 (1)	1-0	Pedroia	Buck	Ethier	West	Larish	Allen	Bocchi	Wyrick	Walsh
1/18	Hawaii-Hilo	3 (1)	1-0	Pedroia	Buck	Ethier	West	Larish	Mesa	Allen	Gosewisch	Garrabrants
1/19	Hawaii-Hilo	4 (1)	1-0	Pedroia	Buck	Ethier	West	Larish	Wyrick	Bosch	Gosewisch	Walsh
1/19	Hawaii-Hilo	5 (1)	1-0	Pedroia	Buck	Ethier	West	Larish	Guerrero	Allen	Bocchi	Walsh
1/24	SDSU	6 (1)	1-0	Pedroia	Buck	Ethier	West	Larish	Allen	Mesa	Bocchi	Garrabrants
1/25	SDSU	7 (1)	1-0	Pedroia	Buck	Ethier	West	Larish	Allen	Wyrick	Gosewisch	Garrabrants
1/26	SDSU	8 (1)	1-0	Pedroia	Buck	Ethier	West	Larish	Mesa	Allen	Bocchi	Garrabrants
1/31	LBSU	9 (1)	0-1	Walsh	Pedroia	Ethier	Larish	Allen	Buck	Wyrick	Bocchi	Garrabrants
2/1	LBSU	10 (1)	1-0	Pedroia	Buck	Ethier	Larish	Bosch	Mesa	Allen	Bocchi	Garrabrants
2/2	LBSU	11 (1)	1-0	Pedroia	Buck	Larish	Ethier	West	Bosch	Wyrick	Gosewisch	Garrabrants
2/6	BYU	12 (1)	1-0	Pedroia	Buck	Larish	Ethier	Allen	Wyrick	Bosch	Gosewisch	Garrabrants
2/7	BYU	13 (1)	1-0	Pedroia	Buck	Larish	Ethier	West	Mesa	Bosch	Bocchi	Garrabrants
2/8	BYU	14 (1)	1-0	Pedroia	Buck	Larish	Ethier	West	Guerrero	Bosch	Bocchi	Garrabrants
2/14	Gonzaga	15 (1)	1-0	Pedroia	Buck	Larish	Ethier	West	Wyrick	Bosch	Gosewisch	Garrabrants
2/15	OK State	16 (1)	1-0	Pedroia	Buck	Larish	Ethier	West	Mesa	Allen	Bocchi	Garrabrants
2/16	OSU	17 (1)	1-0	Pedroia	Wyrick	Larish	Ethier	Garrabrants	Allen	Guerrero	Bocchi	Bosch
2/17	Gonzaga	18 (1)	1-0	Pedroia	Buck	Larish	Ethier	Garrabrants	Mesa	Allen	Gosewisch	Bosch
2/21	Dayton	19 (1)	1-0	Pedroia	Buck	Larish	Ethier	Garrabrants	Mesa	Allen	Bocchi	Bosch
2/22	Notre Dame	20 (1)	1-0	Pedroia	Buck	Larish	Ethier	Garrabrants	Mesa	West	Bocchi	Bosch
2/23	Notre Dame	21 (1)	1-0	Pedroia	Buck	Larish	West	Ethier	Mesa	Garrabrants	Gosewisch	Bosch
2/28	Penn State	22 (1)	1-0	Pedroia	Buck	Larish	West	Ethier	Garrabrants	Mesa	Bocchi	Bosch
3/1	Penn State	23 (1)	1-0	Pedroia	Buck	Larish	West	Ethier	Garrabrants	Mesa	Gosewisch	Bosch
3/2	Penn State	22 (2)	2-0	Pedroia	Buck	Larish	West	Ethier	Garrabrants	Mesa	Bocchi	Bosch
3/6	Northridge	24 (1)	1-0	Pedroia	Buck	Larish	West	Ethier	Mesa	Garrabrants	Bocchi	Bosch
3/7	S. Utah	25 (1)	1-0	Pedroia	Buck	Larish	West	Ethier	Mesa	Garrabrants	Bocchi	Allen
3/8	Utah	21 (2)	2-0	Pedroia	Buck	Larish	West	Ethier	Mesa	Garrabrants	Gosewisch	Bosch
3/9	Northridge	26 (1)	1-0	Pedroia	Ethier	Larish	West	Garrabrants	Wyrick	Buck	Gosewisch	Bosch
3/14	Oklahoma	25 (2)	1-1	Pedroia	Buck	Larish	West	Ethier	Mesa	Garrabrants	Bocchi	Allen
3/15	Oklahoma	27 (1)	1-0	Pedroia	Wyrick	Guerrero	West	Garrabrants	Allen	Buck	Bosch	Gosewisch
3/16	Oklahoma	28 (1)	1-0	Pedroia	Wyrick	Guerrero	West	Allen	Garrabrants	Ethier	Gosewisch	Bosch
3/18	Wichita St.	29 (1)	1-0	Pedroia	Wyrick	Guerrero	West	Ethier	Garrabrants	Buck	Gosewisch	Allen
3/19	Wichita St.	30 (1)	1-0	Pedroia	Buck	Guerrero	West	Wyrick	Ethier	Garrabrants	Bocchi	Allen
3/22	Stanford	31 (1)	1-0	Pedroia	Buck	Larish	West	Ethier	Wyrick	Garrabrants	Allen	Gosewisch
3/23	Stanford	32 (1)	0-1	Pedroia	Buck	Larish	West	Mesa	Wyrick	Ethier	Allen	Bocchi
3/24	Stanford	33 (1)	0-1	Pedroia	Wyrick	Larish	Garrabrants	Ethier	Guerrero	Buck	Allen	Gosewisch
3/28	USC	34 (1)	1-0	Pedroia	Wyrick	Larish	Ethier	Allen	Mesa	Buck	Bosch	Gosewisch
3/29	USC	35 (1)	0-1	Pedroia	Wyrick	Larish	Ethier	West	Buck	Garrabrants	Gosewisch	Bosch
3/30	USC	36 (1)	1-0	Pedroia	Buck	Wyrick	Larish	Guerrero	Ethier	Garrabrants	Allen	Gosewisch
4/2	UNM	37 (1)	0-1	Pedroia	Buck	Larish	Ethier	Mesa	Wyrick	Kartler	West	Walsh
4/7	GCU	38 (1)	1-0	Pedroia	Buck	Larish	West	Ethier	Wyrick	Allen	Gosewisch	Garrabrants
4/11	California	39 (1)	1-0	Pedroia	Buck	Larish	West	Ethier	Wyrick	Garrabrants	Gosewisch	Bosch
4/13	California	40 (1)	1-0	Walsh	Buck	Pedroia	Larish	Wyrick	Ethier	Garrabrants	Gosewisch	Bosch
4/13	California	41 (1)	1-0	Walsh	Buck	Pedroia	Larish	Ethier	Garrabrants	Wyrick	Bocchi	Bosch
4/17	UCLA	42 (1)	0-1	Walsh	Buck	Pedroia	Larish	Ethier	Wyrick	Garrabrants	Gosewisch	Bosch
4/18	UCLA	43 (1)	0-1	Walsh	Buck	Pedroia	Larish	Ethier	Guerrero	Wyrick	Garrabrants	Gosewisch
4/19	UCLA	44 (1)	1-0	Pedroia	Walsh	Larish	Ethier	West	Mesa	Buck	Guerrero	Gosewisch
4/25	WSU	45 (1)	1-0	Pedroia	Walsh	Ethier	Larish	West	Buck	Mesa	Garrabrants	Gosewisch
4/26	WSU	45 (2)	2-0	Pedroia	Walsh	Ethier	Larish	West	Buck	Mesa	Garrabrants	Gosewisch
4/27	WSU	46 (1)	1-0	Pedroia	Walsh	Ethier	Larish	West	Buck	Allen	Garrabrants	Gosewisch
4/30	Oklahoma	45 (3)	3-0	Pedroia	Walsh	Ethier	Larish	West	Buck	Mesa	Garrabrants	Gosewisch
5/6	UC Irvine	45 (4)	4-0	Pedroia	Walsh	Ethier	Larish	West	Buck	Mesa	Garrabrants	Gosewisch
5/12	Oregon St.	45 (5)	5-0	Pedroia	Walsh	Ethier	Larish	West	Buck	Mesa	Garrabrants	Gosewisch
5/13	Oregon St.	47 (1)	0-1	Pedroia	Wyrick	Ethier	Larish	West	Buck	Garrabrants	Gosewisch	Bosch
5/14	Oregon St.	45 (6)	6-0	Pedroia	Walsh	Ethier	Larish	West	Buck	Mesa	Garrabrants	Gosewisch
5/17	Washington	48 (1)	0-1	Pedroia	Walsh	Ethier	West	Larish	Mesa	Garrabrants	Buck	Gosewisch
5/18	Washington	49 (1)	1-0	Pedroia	Larish	West	Ethier	Guerrero	Mesa	Garrabrants	Buck	Gosewisch
5/19	Washington	49 (2)	1-1	Pedroia	Larish	West	Ethier	Guerrero	Mesa	Garrabrants	Buck	Gosewisch
5/23	Arizona	50 (1)	1-0	Pedroia	Walsh	Ethier	West	Larish	Mesa	Wyrick	Buck	Gosewisch
5/24	Arizona	51 (1)	1-0	Pedroia	Walsh	Ethier	West	Larish	Buck	Wyrick	Mesa	Gosewisch
5/25	Arizona	52 (1)	1-0	Pedroia	Garrabrants	Ethier	West	Larish	Guerrero	Gosewisch	Wyrick	Bosch
5/30	C. Conn. St.	53 (1)	1-0	Pedroia	Walsh	Ethier	West	Larish	Buck	Mesa	Garrabrants	Gosewisch
5/31	NMSU	54 (1)	1-0	Pedroia	Walsh	Ethier	West	Larish	Buck	Wyrick	Garrabrants	Gosewisch
6/1	UNLV	54 (2)	2-0	Pedroia	Walsh	Ethier	West	Larish	Buck	Wyrick	Garrabrants	Gosewisch
6/6	CS Fullerton	55 (1)	0-1	Pedroia	Buck	Ethier	West	Larish	Garrabrants	Walsh	Wyrick	Gosewisch
6/7	CS Fullerton	56 (1)	1-0	Pedroia	Walsh	Ethier	West	Larish	Wyrick	Buck	Gosewisch	Mesa
6/8	CS Fullerton	57 (1)	0-1	Pedroia	Walsh	Ethier	West	Larish	Buck	Wyrick	Gosewisch	Garrabrants

**Total Number of Different Batting Lineups: 57**

**Most Common Lineup by Batting Order: #45 (6 times)**



# Sun Devil Baseball 2003

## Starting Lineups By Position

Date	Opponent	No. (Time)	Record	1B	2B	SS	3B	LF	CF	RF	C	DH
1/16	Hawaii-Hilo	1 (1)	1-0	Larish	Garrabrants	Pedroia	Mesa	Buck	Allen	Ethier	Bocchi	West
1/17	Hawaii-Hilo	1 (2)	2-0	Larish	Garrabrants	Pedroia	Mesa	Buck	Allen	Ethier	Bocchi	West
1/17	Hawaii-Hilo	2 (1)	1-0	Larish	Walsh	Pedroia	Wyrick	Buck	Allen	Ethier	Bocchi	West
1/18	Hawaii-Hilo	3 (1)	1-0	Larish	Garrabrants	Pedroia	Mesa	Buck	Allen	Ethier	Gosewisch	West
1/19	Hawaii-Hilo	4 (1)	1-0	Larish	Walsh	Pedroia	Wyrick	Buck	Bosch	Ethier	Gosewisch	West
1/19	Hawaii-Hilo	5 (1)	1-0	Guerrero	Walsh	Pedroia	Larish	Buck	Allen	Ethier	Bocchi	West
1/24	SDSU	1 (3)	3-0	Larish	Garrabrants	Pedroia	Mesa	Buck	Allen	Ethier	Bocchi	West
1/25	SDSU	6 (1)	1-0	Larish	Garrabrants	Pedroia	Wyrick	Buck	Allen	Ethier	Gosewisch	West
1/26	SDSU	1 (4)	4-0	Larish	Garrabrants	Pedroia	Mesa	Buck	Allen	Ethier	Bocchi	West
1/31	LBSU	7 (1)	0-1	Larish	Garrabrants	Pedroia	Wyrick	Buck	Allen	Ethier	Bocchi	Walsh
2/1	LBSU	8 (1)	1-0	Larish	Garrabrants	Pedroia	Mesa	Buck	Bosch	Ethier	Bocchi	Allen
2/2	LBSU	4 (2)	2-0	Larish	Garrabrants	Pedroia	Wyrick	Buck	Bosch	Ethier	Gosewisch	West
2/6	BYU	9 (1)	1-0	Larish	Garrabrants	Pedroia	Wyrick	Buck	Bosch	Ethier	Gosewisch	Allen
2/7	BYU	10 (1)	1-0	Larish	Garrabrants	Pedroia	Mesa	Buck	Bosch	Ethier	Bocchi	West
2/8	BYU	11 (1)	1-0	Guerrero	Garrabrants	Pedroia	Larish	Buck	Bosch	Ethier	Bocchi	West
2/14	Gonzaga	4 (3)	3-0	Larish	Garrabrants	Pedroia	Wyrick	Buck	Bosch	Ethier	Gosewisch	West
2/15	OK State	12 (1)	1-0	Larish	Garrabrants	Pedroia	Mesa	Allen	Ethier	Buck	Bocchi	West
2/16	OSU	13 (1)	1-0	Larish	Garrabrants	Pedroia	Wyrick	Allen	Bosch	Ethier	Bocchi	Guerrero
2/17	Gonzaga	14 (1)	1-0	Larish	Garrabrants	Pedroia	Mesa	Allen	Bosch	Ethier	Gosewisch	Buck
2/21	Dayton	8 (2)	2-0	Larish	Garrabrants	Pedroia	Mesa	Buck	Bosch	Ethier	Bocchi	Allen
2/22	Notre Dame	10 (2)	2-0	Larish	Garrabrants	Pedroia	Mesa	Buck	Bosch	Ethier	Bocchi	West
2/23	Notre Dame	15 (1)	1-0	Larish	Garrabrants	Pedroia	Mesa	Buck	Bosch	Ethier	Gosewisch	West
2/28	Penn State	10 (3)	3-0	Larish	Garrabrants	Pedroia	Mesa	Buck	Bosch	Ethier	Bocchi	West
3/1	Penn State	15 (2)	2-0	Larish	Garrabrants	Pedroia	Mesa	Buck	Bosch	Ethier	Gosewisch	West
3/2	Penn State	10 (4)	4-0	Larish	Garrabrants	Pedroia	Mesa	Buck	Bosch	Ethier	Bocchi	West
3/6	Northridge	10 (5)	5-0	Larish	Garrabrants	Pedroia	Mesa	Buck	Bosch	Ethier	Bocchi	West
3/7	S. Utah	12 (2)	2-0	Larish	Garrabrants	Pedroia	Mesa	Allen	Ethier	Buck	Bocchi	West
3/8	Utah	15 (3)	3-0	Larish	Garrabrants	Pedroia	Mesa	Buck	Bosch	Ethier	Gosewisch	West
3/9	Northridge	4 (4)	4-0	Larish	Garrabrants	Pedroia	Wyrick	Buck	Bosch	Ethier	Gosewisch	West
3/14	Oklahoma	12 (3)	2-1	Larish	Garrabrants	Pedroia	Mesa	Allen	Ethier	Buck	Bocchi	West
3/15	Oklahoma	16 (1)	1-0	Guerrero	Garrabrants	Pedroia	Wyrick	Allen	Bosch	Buck	Gosewisch	West
3/16	Oklahoma	17 (1)	1-0	Guerrero	Garrabrants	Pedroia	Wyrick	Allen	Bosch	Ethier	Gosewisch	West
3/18	Wichita St.	16 (2)	2-0	Guerrero	Garrabrants	Pedroia	Wyrick	Allen	Ethier	Buck	Gosewisch	West
3/19	Wichita St.	18 (1)	0-1	Guerrero	Garrabrants	Pedroia	Wyrick	Allen	Ethier	Buck	Bocchi	West
3/22	Stanford	19 (1)	1-0	Larish	Garrabrants	Pedroia	Wyrick	Allen	Ethier	Buck	Gosewisch	West
3/23	Stanford	20 (1)	0-1	Larish	Mesa	Pedroia	Wyrick	Allen	Ethier	Buck	Bocchi	West
3/24	Stanford	21 (1)	0-1	Larish	Garrabrants	Pedroia	Wyrick	Allen	Ethier	Buck	Bocchi	Guerrero
3/28	USC	22 (1)	1-0	Larish	Mesa	Pedroia	Wyrick	Buck	Bosch	Ethier	Gosewisch	Allen
3/29	USC	4 (5)	4-1	Larish	Garrabrants	Pedroia	Wyrick	Buck	Bosch	Ethier	Gosewisch	West
3/30	USC	23 (1)	1-0	Larish	Garrabrants	Pedroia	Wyrick	Allen	Ethier	Buck	Gosewisch	Guerrero
4/2	UNM	24 (1)	0-1	Larish	Mesa	Pedroia	Wyrick	Buck	Kartler	Ethier	West	Walsh
4/7	GCU	19 (2)	2-0	Larish	Garrabrants	Pedroia	Wyrick	Allen	Ethier	Buck	Gosewisch	West
4/11	California	4 (6)	5-1	Larish	Garrabrants	Pedroia	Wyrick	Buck	Bosch	Ethier	Gosewisch	West
4/13	California	25 (1)	1-0	Larish	Garrabrants	Pedroia	Wyrick	Buck	Bosch	Ethier	Gosewisch	Walsh
4/13	California	26 (1)	2-0	Larish	Garrabrants	Pedroia	Wyrick	Buck	Bosch	Ethier	Bocchi	Walsh
4/17	UCLA	25 (2)	1-1	Larish	Garrabrants	Pedroia	Wyrick	Buck	Bosch	Ethier	Gosewisch	Walsh
4/18	UCLA	27 (1)	0-1	Larish	Garrabrants	Pedroia	Wyrick	Walsh	Ethier	Buck	Gosewisch	Guerrero
4/19	UCLA	28 (1)	1-0	Guerrero	Mesa	Pedroia	Larish	Walsh	Ethier	Buck	Gosewisch	West
4/25	WSU	29 (1)	1-0	Larish	Garrabrants	Pedroia	Mesa	Walsh	Ethier	Buck	Gosewisch	West
4/26	WSU	29 (2)	2-0	Larish	Garrabrants	Pedroia	Mesa	Walsh	Ethier	Buck	Gosewisch	West
4/27	WSU	30 (1)	1-0	West	Garrabrants	Pedroia	Larish	Allen	Ethier	Buck	Gosewisch	Walsh
4/30	Oklahoma	29 (3)	3-0	Larish	Garrabrants	Pedroia	Mesa	Walsh	Ethier	Buck	Gosewisch	West
5/6	UC Irvine	29 (4)	4-0	Larish	Garrabrants	Pedroia	Mesa	Walsh	Ethier	Buck	Gosewisch	West
5/12	Oregon St.	29 (5)	5-0	Larish	Garrabrants	Pedroia	Mesa	Walsh	Ethier	Buck	Gosewisch	West
5/13	Oregon St.	4 (7)	5-2	Larish	Garrabrants	Pedroia	Wyrick	Buck	Bosch	Ethier	Gosewisch	West
5/14	Oregon St.	29 (6)	6-0	Larish	Garrabrants	Pedroia	Mesa	Walsh	Ethier	Buck	Gosewisch	West
5/17	Washington	29 (7)	6-1	Larish	Garrabrants	Pedroia	Mesa	Walsh	Ethier	Buck	Gosewisch	West
5/18	Washington	31 (1)	1-0	Larish	Garrabrants	Pedroia	Mesa	Guerrero	Ethier	Buck	Gosewisch	West
5/19	Washington	31 (2)	1-1	Larish	Garrabrants	Pedroia	Mesa	Guerrero	Ethier	Buck	Gosewisch	West
5/23	Arizona	32 (1)	1-0	Larish	Mesa	Pedroia	Wyrick	Walsh	Ethier	Buck	Gosewisch	West
5/24	Arizona	32 (2)	2-0	Larish	Mesa	Pedroia	Wyrick	Walsh	Ethier	Buck	Gosewisch	West
5/25	Arizona	33 (1)	1-0	Larish	Garrabrants	Pedroia	Wyrick	Guerrero	Bosch	Ethier	Gosewisch	West
5/30	C. Conn. St.	29 (8)	7-1	Larish	Garrabrants	Pedroia	Mesa	Guerrero	Ethier	Buck	Gosewisch	West
5/31	NMSU	34 (1)	1-0	Larish	Garrabrants	Pedroia	Wyrick	Walsh	Ethier	Buck	Gosewisch	West
6/1	UNLV	34 (2)	2-0	Larish	Garrabrants	Pedroia	Wyrick	Walsh	Ethier	Buck	Gosewisch	West
6/6	CS Fullerton	34 (3)	2-1	Larish	Garrabrants	Pedroia	Wyrick	Walsh	Ethier	Buck	Gosewisch	West
6/7	CS Fullerton	32 (3)	3-0	Larish	Mesa	Pedroia	Wyrick	Walsh	Ethier	Buck	Gosewisch	West
6/8	CS Fullerton	34 (4)	2-2	Larish	Garrabrants	Pedroia	Wyrick	Walsh	Ethier	Buck	Gosewisch	West

**Total Number of Different Positional Lineups: 34**

**Most Common Lineup by Position: #29 (8 times)**





# Sun Devil Baseball 2003

## Game-by-Game Capsules:

### GAME 1

#### #8 SUN DEVILS 9, Hawai'i-Hilo 0

Jan. 16, 2003 at Wong Stadium

	1	2	3	4	5	6	7	8	9	R	H	E
ASU	0	0	0	0	3	2	0	4	0	0	-	9 16 0
UHH	0	0	0	0	0	0	0	0	0	-	0 4 2	

W: McClellan (1-0); L: Shimabuku (0-1); S: None

HR: Bocchi (1)

Time: 3:29 Attendance: 324 Record: 1-0

**HIGHLIGHTS:** Six ASU pitchers, including four newcomers, combined to give up only four hits and struck out 13 batters to help lead the Devils to a 9-0 win on opening day 2003. Sophomore catcher Joel Bocchi game ASU the lead in the fourth inning with a three-run home run. Rookie pitchers Brett Bordes, Javy Lopez, Chris Beatty and Beau Vaughan each struck out two or more batters in their ASU debuts. Junior second baseman Steve Garrabrants led all players with three hits. Senior RHP Robbie McClellan picked up his eighth career victory with two shutout innings of work.

### GAME 2

#### #8 SUN DEVILS 10, Hawai'i-Hilo 5

Jan. 17, 2003 at Wong Stadium

	<u>1</u>	<u>2</u>	<u>3</u>	<u>4</u>	<u>5</u>	<u>6</u>	<u>7</u>	<u>8</u>	<u>9</u>		<u>R</u>	<u>H</u>	<u>E</u>
ASU	1	0	0	2	0	4	2	1	0	-	10	13	1
UHH	0	1	1	0	0	0	3	0	0	-	5	9	3

W: Vaughan (1-0); L: Ebbs (0-1); S: Schroyer (1)

HR: West (1)

Time: 3:42 Attendance: --- Record: 2-0

**HIGHLIGHTS:** Dustin Pedroia was 3-for-4 with two RBI to help lead the Devils to a 10-5 win in the first game of a doubleheader. Pedroia also had two hit-by-pitches and scored two runs in the victory. Relief pitcher Beau Vaughan picked up the win by striking out nine and allowing only three hits in 4.2 innings. Junior closer Ryan Schroyer sealed the win with 2.1 innings of scoreless relief to pick up his first save of the year and the ninth of his career.

### GAME 3

#### #8 SUN DEVILS 14, Hawai'i-Hilo 2

Jan. 17, 2003 at Wong Stadium

	<u>1</u>	<u>2</u>	<u>3</u>	<u>4</u>	<u>5</u>	<u>6</u>	<u>7</u>		<u>R</u>	<u>H</u>	<u>E</u>
ASU	2	3	1	3	1	0	4	-	14	14	0
UHH	0	0	2	0	0	0	0	-	2	7	4

W: Liebeck (1-0); L: Miyahira (0-1); S: None

HR: Wyrick (1)

Time: 2:31 Attendance: 302 Record: 3-0

**HIGHLIGHTS:** First baseman Jeff Larish was 3-for-4 with four RBI and junior center fielder Rodney Allen was 2-for-4 with four RBI to help the Devils sweep the second game of a doubleheader at Wong Stadium. Senior starting pitcher Jared Liebeck picked up the win by striking out seven in six innings of work. Junior RHP Javy Lopez finished off the win with a perfect inning of work. Senior third baseman Dennis Wyrick hit his first career home run with a shot deep over the center field fence. The home run came on his 413th career at-bat. Freshman Travis Buck and sophomore catcher Tuffy Gosewisch also added multi-hit games.

### GAME 4

#### #8 SUN DEVILS 18, Hawai'i-Hilo 3

Jan. 18, 2003 at Simmons Field

	<u>1</u>	<u>2</u>	<u>3</u>	<u>4</u>	<u>5</u>	<u>6</u>	<u>7</u>	<u>8</u>		<u>R</u>	<u>H</u>	<u>E</u>
ASU	3	1	0	5	0	0	1	8	-	18	19	2
UHH	0	0	0	0	0	0	0	3	-	3	3	2

W: Averill (1-0); L: Lockett (0-1); S: None

HR: West (2), Larish (1), Ethier (1), Bosch (1)

Time: 2:39 Attendance: 78 Record: 4-0

**HIGHLIGHTS:** Freshman left-handed pitcher Erik Averill scattered only one hit in seven and a third innings in his ASU debut to help lead the Sun Devils to a 18-3 win at Simmons Field. Averill struck out seven and had his bid for ASU's first no-hitter since 1993 spoiled with a one-out double in the bottom of the eighth inning. ASU recorded season highs with 18 runs and 19 hits. Every starter and four reserves recorded at least one hit. ASU's eight-run eighth inning included a grand slam home run from freshman outfielder Ryan Bosch. Andre Ethier, Jeremy West and Jeff Larish also hit home runs in the Sun Devil victory.

### GAME 5

#### #8 SUN DEVILS 16, Hawai'i-Hilo 0

Jan. 19, 2003 at Simmons Field

	<u>1</u>	<u>2</u>	<u>3</u>	<u>4</u>	<u>5</u>		<u>R</u>	<u>H</u>	<u>E</u>
ASU	3	0	1	9	3	-	16	17	0
UHH	0	0	0	0	0	-	0	2	0

W: Sopko (1-0); L: Inaba (0-1); S: None

HR: Larish (2)

Time: 2:37 Attendance: --- Record: 5-0

**HIGHLIGHTS:** Starter Mark Sopko and relief pitcher Ben Thurmond combined to allow only two hits and no runs in a five-inning 16-0 shutout of UHH. The Devils recorded 17 hits, including a nine-run fourth inning en route to the victory. Leadoff hitter Dustin Pedroia was 2-for-4 with a pair of doubles and right fielder Andre Ethier was 4-for-4 with two RBI and two runs scored. Sophomore first baseman Jeff Larish connected on his second home run in as many games and had four RBI.

### GAME 6

#### #8 SUN DEVILS 18, Hawai'i-Hilo 5

Jan. 19, 2003 at Simmons Field

	<u>1</u>	<u>2</u>	<u>3</u>	<u>4</u>	<u>5</u>	<u>6</u>	<u>7</u>		<u>R</u>	<u>H</u>	<u>E</u>
ASU	7	4	3	0	1	2	1	-	18	18	0
UHH	0	0	4	0	0	1	0	-	5	5	2

W: McClellan (2-0); L: Ebbs (0-2); S: None

HR: Allen (1)

Time: 2:50 Attendance: 150 Record: 6-0

**HIGHLIGHTS:** The Sun Devils completed the six-game series sweep with an 18-5 victory in five innings in the second game of a doubleheader. Senior reliever Robbie McClellan picked up the win to improve to 2-0 while striking out three batters in two innings. Senior starter Bryce Kartler was effective in his 2003 debut with four strikeouts in two innings of work. At the plate junior first baseman Mike Guerrero led ASU with a 4-for-5 game with three RBI. Junior center fielder Rodney Allen was 2-for-5 with five RBI and a three-run home run. Freshman left fielder Travis Buck recorded his first extra base hit as a Devil with a run-scoring triple in the top of the first and sophomore shortstop Dustin Pedroia was 2-for-2 to extend his hitting streak to 17 games dating back to 2002.

### GAME 7

#### #8 SUN DEVILS 7, San Diego State 5

Jan. 24, 2003 at Packard Stadium

	<u>1</u>	<u>2</u>	<u>3</u>	<u>4</u>	<u>5</u>	<u>6</u>	<u>7</u>	<u>8</u>	<u>9</u>		<u>R</u>	<u>H</u>	<u>E</u>
SDSU	0	0	1	0	3	0	1	0	0	-	5	13	2
ASU	0	0	0	0	0	1	2	4	x	-	7	9	0

W: McClellan (3-0); L: Miller (0-1); S: Schroyer (2)

HR: Pedroia (1)

Time: 3:20 Attendance: 3,972 Record: 7-0

**HIGHLIGHTS:** In Tony Gwynn's collegiate head coaching debut, the Sun Devils scored six runs in the last two innings to earn the come-from-behind win. Sophomore shortstop Dustin Pedroia sparked the comeback with a two-run home run in the seventh and plated the game-tying run with a single as part of the deciding four-run eighth inning. True freshman left fielder Travis Buck was 3-for-4 with a pair of doubles in the win and tabbed the game-winning RBI in the eighth inning. Senior RHP Robbie McClellan picked up his third win of the year by striking out five in 3.1 innings. Junior closer Ryan Schroyer earned his second save with a scoreless ninth inning.

### GAME 8

#### #8 SUN DEVILS 4, San Diego State 3

Jan. 25, 2003 at Packard Stadium

	<u>1</u>	<u>2</u>	<u>3</u>	<u>4</u>	<u>5</u>	<u>6</u>	<u>7</u>	<u>8</u>	<u>9</u>		<u>R</u>	<u>H</u>	<u>E</u>
SDSU	0	0	0	0	0	1	0	0	2	-	3	9	1
ASU	0	0	0	0	1	1	0	1	1	-	4	9	2

W: Schroyer (1-0); L: Hartshorn (0-1); S: None

HR: West (3), Larish (3)

Time: 3:05 Attendance: 3,249 Record: 8-0

**HIGHLIGHTS:** Andre Ethier's one-out infield single in the bottom of the ninth inning broke a 3-3 tie to give the Sun Devils a 4-3 win over the SDSU Aztecs. ASU led 3-1 heading into the final frame, but SDSU rallied for two runs to tie the game. ASU's relief corps of Beau Vaughan and Ryan Schroyer were tough down the stretch, but the Aztecs still pushed the game into ASU's final at-bat. Dustin Pedroia was 2-for-4 and Jeremy West and Jeff Larish each hit solo home runs in the win.

### GAME 9

#### #8 SUN DEVILS 24, San Diego State 9

Jan. 26, 2003 at Packard Stadium

	<u>1</u>	<u>2</u>	<u>3</u>	<u>4</u>	<u>5</u>	<u>6</u>	<u>7</u>	<u>8</u>	<u>9</u>		<u>R</u>	<u>H</u>	<u>E</u>
SDSU	0	0	0	0	0	7	1	1	0	-	9	9	7
ASU	3	0	6	4	0	1	3	7	x	-	24	13	2

W: Averill (2-0); L: Lindsey (0-1); S: None

HR: Larish - 2 (5), Garrabrants (1)

Time: 3:47 Attendance: 2,822 Record: 9-0

**HIGHLIGHTS:** The Sun Devils completed the series sweep of the Aztecs with a 24-9 pounding Sunday afternoon in front of 2,822 at Packard Stadium. Jeff Larish was 3-for-4 with two home runs and tied the school record with nine RBI. He blasted a two-run home run in the third and a grand slam in the fourth inning to lead the team with five home runs. Junior Steve Garrabrants also hit a grand slam in the third inning giving ASU nine different players to hit a home run in 2003. Freshman LHP Erik Averill picked up the win to improve to 2-0 while allowing only one hit in four innings. The 24 runs were the most scored by an ASU team since posting 23 against Creighton in 2001.

### GAME 10

#### #13 Long Beach State 11, #8 ASU 5

Jan. 31, 2003 at Long Beach, Calif.

	<u>1</u>	<u>2</u>	<u>3</u>	<u>4</u>	<u>5</u>	<u>6</u>	<u>7</u>	<u>8</u>	<u>9</u>		<u>R</u>	<u>H</u>	<u>E</u>
ASU	0	0	0	2	0	0	0	0	3	-	5	12	1
LBSU	0	0	0	0	4	4	3	0	x	-	11	14	2

W: Alvarez (1-0); L: Vaughan (1-1); S: None

HR: None

Time: 3:47 Attendance: 1,334 Record: 9-1

**HIGHLIGHTS:** The Sun Devils dropped their first game of 2003 in a 11-5 defeat to the No. 13 Long Beach State 49ers. ASU held a 2-0 lead after four innings before the Dirtbags exploded for all 11 of their runs in the fifth, sixth and seventh innings. The top four of the LBSU lineup combined to go 9-for-16 with five RBI. LBSU starter Abe Alvarez picked up the win by allowing six hits and two runs in 5.2 innings. ASU starter Mark Sopko pitched well with three scoreless innings, but five Sun Devil relievers were roughed up for nine hits and 11 runs in five innings. Beau Vaughan was saddled with the loss by giving up four runs in 1.2 IP. At the plate freshman left fielder Travis Buck recorded his second three-hit game as a Sun Devil (3x4) and sophomore SS Dustin Pedroia had two hits to extend his hitting streak to 21 games.

### GAME 11

#### #8 SUN DEVILS 3, #13 LBSU 0

Feb. 1, 2003 at Long Beach, Calif.

	<u>1</u>	<u>2</u>	<u>3</u>	<u>4</u>	<u>5</u>	<u>6</u>	<u>7</u>	<u>8</u>	<u>9</u>		<u>R</u>	<u>H</u>	<u>E</u>
ASU	0	0	0	1	0	0	1	0	1	-	3	7	0
LBSU	0	0	0	0	0	0	0	0	0	-	0	3	1

W: Liebeck (2-0); L: Weaver (0-1); S: None

HR: None

Time: 2:45 Attendance: 976 Record: 10-1

**HIGHLIGHTS:** Senior RHP Jared Liebeck fired a complete-game, three-hit shutout on only 88 pitches to lead the Sun Devils to a 3-0 win over No. 13 Long Beach State. Liebeck allowed only one runner to reach second base and before issuing his first walk of the game in the ninth inning had retired 10 straight batters. ASU played well defensively behind Liebeck, not committing an error for the sixth game this year. At the plate sophomore 1B Jeff Larish was 2-for-3 with an RBI and catcher Joel Bocchi notched his third multi-hit game of the year. Sophomore SS Dustin Pedroia was 1-for-4 with his eighth double of the year to extend his hitting streak to 22 games dating back to 2002. Pedroia also had a season-high five assists.

### GAME 12

#### #8 SUN DEVILS 4, #13 LBSU 2

Feb. 2, 2003 at Long Beach, Calif.

	<u>1</u>	<u>2</u>	<u>3</u>	<u>4</u>	<u>5</u>	<u>6</u>	<u>7</u>	<u>8</u>	<u>9</u>		<u>R</u>	<u>H</u>	<u>E</u>
ASU	0	4	0	0	0	0	0	0	0	-	4	6	2
LBSU	0	0	0	0	0	0	2	0	0	-	2	7	1

W: Averill (3-0); L: Paz (0-1); S: Schroyer (3)

HR: None

Time: 3:12 Attendance: 1,235 Record: 11-1

**HIGHLIGHTS:** Freshman Erik Averill improved to 3-0 by not allowing an earned run in 6.2 innings as the Devils earned a series win over LBSU with a 4-2 victory. Dennis Wyrick had a two-run single that fueled ASU's four-run second frame. Junior closer Ryan Schroyer closed out the victory with his third save of the year.



# Sun Devil Baseball 2003

## Game-by-Game Capsules:

### GAME 13

#### #8 SUN DEVILS 6, BYU 5

February 6, 2003 at Packard Stadium

	<u>1</u>	<u>2</u>	<u>3</u>	<u>4</u>	<u>5</u>	<u>6</u>	<u>7</u>	<u>8</u>	<u>9</u>		<u>R</u>	<u>H</u>	<u>E</u>
BYU	0	0	0	0	1	1	1	2	0	-	5	9	3
ASU	1	2	0	0	2	0	0	0	1	-	6	10	1

W: Schroyer (2-0); L: Jacinto (0-1); S: None

HR: Buck (1), Garrabrants (2), Itri (1)

Time: 3:24 Attendance: 2,850 Record: 12-1

**HIGHLIGHTS:** Sophomore third baseman Frank Mesa drew a bases loaded walk with no outs in the bottom of the ninth inning to give the Sun Devils a 6-5 win over BYU. ASU squandered a 5-1 lead with the Cougars rallying for five late-inning runs to tie the game. A two-out error by second baseman Steve Garrabrants in the eighth opened the door for two unearned runs to score and tie the game at 5-5. ASU built the four-run lead behind a solo home run from freshman Travis Buck and a two-run shot from Garrabrants in the second. Jeff Larish finished with three hits and sophomore SS Dustin Pedroia was 2-for-4. Relief pitcher Ryan Schroyer needed just one pitch to record the final out of the ninth inning and picked up the win to improve to 2-0 in his junior season.

### GAME 14

#### #8 SUN DEVILS 17, BYU 6

February 7, 2003 at Packard Stadium

	<u>1</u>	<u>2</u>	<u>3</u>	<u>4</u>	<u>5</u>	<u>6</u>	<u>7</u>	<u>8</u>	<u>9</u>		<u>R</u>	<u>H</u>	<u>E</u>
BYU	0	2	2	2	0	0	0	0	0	-	6	9	2
ASU	0	0	7	1	3	5	1	0	x	-	17	18	3

W: Thurmond (1-0); L: Bergeron (0-1); S: None

HR: Larish (6), West (4), Mesa (1), Itri (2), Jacobsen (2)

Time: 3:44 Attendance: 2,896 Record: 13-1

**HIGHLIGHTS:** Down 4-0 after two innings, ASU stormed back to score 16 runs in the next three innings en route to a 17-6 win over BYU in the second of a three-game series. Sophomore 3B Frank Mesa was 4-for-6 with three RBI and a two-run home run and Jeff Larish added his team-leading sixth home run of the year. Dustin Pedroia notched his 10th multi-hit game of the year as well in the win. Senior Ben Thurmond picked up the win with two perfect innings out of the bullpen. The four ASU relievers (Thurmond, Beatty, Leaf, McClellan) combined for five shutout innings.

### GAME 15

#### #8 SUN DEVILS 6, BYU 4

February 8, 2003 at Packard Stadium

	<u>1</u>	<u>2</u>	<u>3</u>	<u>4</u>	<u>5</u>	<u>6</u>	<u>7</u>	<u>8</u>	<u>9</u>		<u>R</u>	<u>H</u>	<u>E</u>
BYU	1	0	3	0	0	0	0	0	0	-	4	10	0
ASU	0	0	0	0	3	1	0	2	x	-	6	9	0

W: Schroyer (3-0); L: Jacinto (0-2); S: None

HR: Larish (7), Bocchi (2)

Time: 2:57 Attendance: 2,691 Record: 14-1

**HIGHLIGHTS:** Jeff Larish and Joel Bocchi each hit home runs to help overcome a 4-0 deficit and earn a 6-4 win over BYU. Larish blasted his seventh home run of the year and Bocchi hit a three-run shot to help erase BYU's four-run lead. After freshman Erik Averill struggled by giving up four runs in 2.1 innings, the bullpen took over to not allow any runs in the next 6.2 IP. Junior closer Ryan Schroyer picked up the win with three strikeouts in the final two innings.

### GAME 16

#### #5 SUN DEVILS 8, Gonzaga 4

February 14, 2003 at Surprise Stadium

	<u>1</u>	<u>2</u>	<u>3</u>	<u>4</u>	<u>5</u>	<u>6</u>	<u>7</u>	<u>8</u>	<u>9</u>		<u>R</u>	<u>H</u>	<u>E</u>
GU	2	1	1	0	0	0	0	0	0	-	4	8	0
ASU	1	0	5	0	0	2	0	0	x	-	8	11	1

W: Sopko (2-0); L: Gonzalez (0-1); S: None

HR: None

Time: 2:59 Attendance: 467 Record: 15-1

**HIGHLIGHTS:** The Sun Devils used a five-run third inning and a solid five-strikeout, three-hit gem out of the bullpen by Mark Sopko to beat Gonzaga 8-4 in the Coca-Cola Surprise College Baseball Classic. Sopko registered career highs in strikeouts (5) and innings pitched (7.0) in his relief debut of 2003. At the plate Jeff Larish was 2-for-4 with a pair of RBI and Steve Garrabrants was 2-for-5 with a triple and a RBI. Tuffy Gosewisch and Dennis Wyrick also had two hits apiece in ASU's 15th win of the season.

### GAME 17

#### #5 SUN DEVILS 7, Oklahoma State 3

February 15, 2003 at Surprise Stadium

	<u>1</u>	<u>2</u>	<u>3</u>	<u>4</u>	<u>5</u>	<u>6</u>	<u>7</u>	<u>8</u>	<u>9</u>		<u>R</u>	<u>H</u>	<u>E</u>
OKST	0	1	0	0	0	0	1	1	0	-	3	9	4
ASU	0	0	0	0	6	0	0	1	x	-	7	9	0

W: Vaughan (2-1); L: Scott Baker (1-1); S: None

HR: None

Time: 2:59 Attendance: 1,922 Record: 16-1

**HIGHLIGHTS:** Starter Beau Vaughan scattered five hits and one run while striking out eight in five innings to help lead ASU to a 7-3 win over Oklahoma State. ASU trailed early 1-0, but exploded for six runs in the fifth inning off projected first-round draft pick Scott Baker. Sophomore shortstop Dustin Pedroia had a clutch two-run triple to center field to put ASU on the board and Rod Allen added a two-run single to cap the six-run inning. Junior closer Ryan Schroyer nailed down the win with a scoreless ninth inning as ASU continued its best start since going 17-1 in 1978 and 1988.

### GAME 18

#### #5 SUN DEVILS 9, Oregon State 4

February 16, 2003 at Surprise Stadium

	<u>1</u>	<u>2</u>	<u>3</u>	<u>4</u>	<u>5</u>	<u>6</u>	<u>7</u>	<u>8</u>	<u>9</u>		<u>R</u>	<u>H</u>	<u>E</u>
OSU	0	0	1	1	0	1	1	0	0	-	4	9	1
ASU	1	0	4	0	4	0	0	0	x	-	9	10	0

W: Liebeck (3-0); L: Copeland (0-1); S: None

HR: Pedroia (2), Allen (2), Garrabrants (3)

Time: 2:58 Attendance: 1,303 Record: 17-1

**HIGHLIGHTS:** Dustin Pedroia was 3-for-4 with a solo home run and double as the No. 5 Sun Devils equaled their best start in recorded school history at 17-1. Rod Allen and Steve Garrabrants also homered for the Devils as they won their eighth straight. Pedroia recorded his 11th multi-hit game of the year in the victory and now has at least one hit in 17 of ASU's 18 games. Allen, Garrabrants, Pedroia and RHP Mark Sopko were all named to the all-tournament team. Senior starting pitcher Jared Liebeck improved to 3-0 by giving up three runs in five-plus innings, while five relievers combined to hold the Beavers to one run over the final four innings.

### GAME 19

#### #4 SUN DEVILS 17, Gonzaga 5

February 17, 2003 at Packard Stadium

	<u>1</u>	<u>2</u>	<u>3</u>	<u>4</u>	<u>5</u>	<u>6</u>	<u>7</u>	<u>8</u>	<u>9</u>		<u>R</u>	<u>H</u>	<u>E</u>
GU	0	3	0	0	0	0	0	1	1	-	5	13	6
ASU	2	0	7	2	6	0	0	0	x	-	17	11	0

W: Thurmond (2-0); L: Lichter (0-1); S: None

HR: Allen (3), Garrabrants (4)

Time: 3:22 Attendance: 1,490 Record: 18-1

**HIGHLIGHTS:** Steve Garrabrants was 2-for-6 with a career-high six RBI as the Sun Devils continued the school's best start since 1972 with a 17-5 win over Gonzaga at Packard Stadium. Garrabrants hit his fourth home run and his second in as many games with a grand slam in the third inning. Rod Allen also hit a home run for the second consecutive game, blasting a two-run shot as part of the seven-run third frame. Sophomore catcher Tuffy Gosewisch was 2-for-4 and had a career high three RBI. Senior Ben Thurmond improved to 2-0 by picking up the win with three scoreless innings out of the bullpen. Gonzaga out-hit ASU 13-11, but 10 walks and six errors proved to be costly as ASU was 7-for-16 with runners in scoring position. Freshman lefty Chris Beatty had his best outing as a Devil with two scoreless innings, giving up only one hit.

### GAME 20

#### #4 SUN DEVILS 10, Dayton 1

February 21, 2003 at Packard Stadium

	<u>1</u>	<u>2</u>	<u>3</u>	<u>4</u>	<u>5</u>	<u>6</u>	<u>7</u>	<u>8</u>	<u>9</u>		<u>R</u>	<u>H</u>	<u>E</u>
UD	0	0	0	0	0	0	0	1	0	-	1	5	4
ASU	2	0	0	0	6	0	2	0	x	-	10	13	2

W: Liebeck (4-0); L: Miller (0-1); S: None

HR: None

Time: 2:59 Attendance: 2,309 Record: 19-1

**HIGHLIGHTS:** Andre Ethier and Frank Mesa each had three hits and starting pitcher Jared Liebeck threw seven scoreless innings as ASU picked up its 19th win of the year in a 10-1 defeat of Dayton. ASU out-hit the flyers 13-5 and capitalized on four errors. Sophomore SS Dustin Pedroia was 2-for-3 for his 12th multi-hit game of the year.

### GAME 21

#### #4 SUN DEVILS 16, #11 Notre Dame 3

February 22, 2003 at Packard Stadium

	<u>1</u>	<u>2</u>	<u>3</u>	<u>4</u>	<u>5</u>	<u>6</u>	<u>7</u>	<u>8</u>	<u>9</u>		<u>R</u>	<u>H</u>	<u>E</u>
ND	0	1	0	0	0	2	0	0	0	-	3	6	3
ASU	0	0	0	0	5	4	2	5	x	-	16	10	3

W: Vaughan (3-1); L: Ogilvie (0-1); S: None

HR: West 2 (5, 6), Larish (8)

Time: 3:08 Attendance: 3,605 Record: 20-1

**HIGHLIGHTS:** Jeremy West and Jeff Larish each hit grand slam home runs as the Sun Devils defeated No. 11 Notre Dame 16-3 in front of 3,605 at Packard Stadium. West also had a two-run home run in the game and finished with three hits. Winning their 11th straight game and 20th of the season, the Devils erupted for two five-run innings and a four-run frame. Senior starting pitcher Beau Vaughan improved to 3-1 with six strikeouts and gave up one earned run in 5.2 innings. Dustin Pedroia added his 13th multi-hit game of the year with a 2-for-5 game.

### GAME 22

#### #4 SUN DEVILS 14, #11 Notre Dame 8

February 23, 2003 at Packard Stadium

	<u>1</u>	<u>2</u>	<u>3</u>	<u>4</u>	<u>5</u>	<u>6</u>	<u>7</u>	<u>8</u>	<u>9</u>		<u>R</u>	<u>H</u>	<u>E</u>
ND	0	1	0	0	0	7	0	0	0	-	8	13	3
ASU	4	0	0	0	0	9	0	1	x	-	14	13	1

W: Lopez (1-0); L: Gagne (0-1); S: Schroyer (4)

HR: West (7)

Time: 3:24 Attendance: 3,403 Record: 21-1

**HIGHLIGHTS:** Arizona State scored nine runs in the sixth inning to overcome a 8-4 Notre Dame lead and recorded its 21st victory of the year. Head coach Pat Murphy also picked up his 700th career coaching win with the come-from-behind win. ASU led early 4-1, but Notre Dame scored seven in the top of the sixth to take the four-run lead. With two outs, Jeff Larish drew a full-count walk and started a rally that would see the next nine Sun Devils score. Jeremy West had a two-run home run and Larish cleared the bases with a three-run double to the left field gap. Sophomore Dustin Pedroia was 4-for-6 with a double for his 14th multi-hit game of the year. Junior RHP Ryan Schroyer picked up his fourth save with three scoreless innings out of the bullpen.

### GAME 23

#### #2 SUN DEVILS 13, Penn State 0

February 28, 2003 at Packard Stadium

	<u>1</u>	<u>2</u>	<u>3</u>	<u>4</u>	<u>5</u>	<u>6</u>	<u>7</u>	<u>8</u>	<u>9</u>		<u>R</u>	<u>H</u>	<u>E</u>
PSU	0	0	0	0	0	0	0	0	0	-	0	6	1
ASU	1	0	2	5	0	0	3	2	x	-	13	16	1

W: Averill (4-0); L: Hamilton (0-1); S: None

HR: Larish (9), Guerrero (1)

Time: 2:55 Attendance: 1,871 Record: 22-1

**HIGHLIGHTS:** Three Sun Devil pitchers combined to give up only six hits and no runs as the No. 2/4 Arizona State Sun Devils defeated Penn State 13-0. Jeff Larish was 2-for-3 with three walks and six RBI, including his third grand slam of the year. Larish now leads the team with nine home runs and 48 RBI. ASU out-hit Penn State 16-6, with four Devils recording multi-hit games. Freshman lefty Erik Averill picked up the win with 5.2 scoreless innings out of the bullpen taking over for senior starter Jared Liebeck. Liebeck pitched well giving up only three hits in 2.1 scoreless innings, but did not return after a one-hour, five-minute rain delay during the top of the third inning. Joel Bocchi had three hits in the win for ASU.

### GAME 24

#### #2 SUN DEVILS 12, Penn State 1

March 1, 2003 at Packard Stadium

	<u>1</u>	<u>2</u>	<u>3</u>	<u>4</u>	<u>5</u>	<u>6</u>	<u>7</u>	<u>8</u>	<u>9</u>		<u>R</u>	<u>H</u>	<u>E</u>
PSU	0	0	0	1	0	0	0	0	0	-	1	8	3
ASU	6	4	0	2	0	0	0	0	0	-	12	10	0

W: McClellan (4-0); L: Tressler (0-1); S: None

HR: Bosch (2), Harter (1)

Time: 2:42 Attendance: 2,219 Record: 23-1

**HIGHLIGHTS:** Arizona State tied its best start in school history with a 12-1 win over Penn State to improve to 23-1 overall. ASU also won its 14th straight game and the 800th all-time victory at Packard Stadium. Frank Mesa was 2-for-5 with three RBI and Dustin Pedroia notched his 15th multi-hit game of the year. Senior starter Robbie McClellan struck out six in five strong innings to improve to 4-0 in 2003. The ASU bullpen combined for four scoreless innings.





# Sun Devil Baseball 2003

## Game-by-Game Capsules:

### GAME 25

#### #2 SUN DEVILS 11, Penn State 7

March 2, 2003 at Packard Stadium

	1	2	3	4	5	6	7	8	9	R	H	E
PSU	0	0	2	0	0	3	2	0	0	-	7	11 1
ASU	0	2	1	2	1	4	0	1	x	-	11	12 3

W: Thurmond (3-0); L: Palm (0-1); S: Schroyer (5)

HR: Larish (10), Harter (2)

Time: 2:53 Attendance: 2,404 Record: 24-1

**HIGHLIGHTS:** Jeff Larish hit his 10th home run of the season and Ryan Schroyer struck out three in 1.1 IP to nail down ASU's 15th straight win in a 11-7 victory over Penn State. The win improved ASU to 24-1, setting the ASU record for best start to the season. Dustin Pedroia was 2-for-5 with a pair of RBI and Larish was 2-for-3 with a triple and a three-run home run. Senior Ben Thurmond improved to 3-0 with five solid innings in which he scattered three hits and gave up only one earned run. Schroyer notched his fifth save.

### GAME 26

#### #3 SUN DEVILS 10, CS Northridge 2

March 6, 2003 at Packard Stadium

	<u>1</u>	<u>2</u>	<u>3</u>	<u>4</u>	<u>5</u>	<u>6</u>	<u>7</u>	<u>8</u>	<u>9</u>		<u>R</u>	<u>H</u>	<u>E</u>
CSUN	0	0	0	1	0	0	1	0	0	-	2	8	5
ASU	3	1	1	1	1	0	1	2	x	-	10	15	1

W: Averill (5-0); L: Rosales (1-3); S: None

HR: Simpson (3)

Time: 3:04 Attendance: 2,214 Record: 25-1

**HIGHLIGHTS:** Shortstop Dustin Pedroia tied a career high with four hits and added three doubles to help lead ASU to a 10-2 win over Cal State Northridge. Winning their 16th straight game, ASU also scored in double-digits for the eighth straight contest. Pedroia's three doubles increased his Pac-10 leading total to 15 on the year and he now has 17 multi-hit games. Hot-hitting first baseman Jeff Larish was 2-for-4 with one RBI and a triple and sophomore catcher Joel Bocchi was 2-for-4 with two RBI. Freshman left-handed pitcher Erik Averill improved to 5-0 on the year with six solid innings. Averill scattered seven hits and struck out five. Javy Lopez and Robbie McClellan sealed the win with three shutout innings out of the bullpen.

### GAME 27

#### #3 SUN DEVILS 19, Southern Utah 0

March 7, 2003 at Packard Stadium

	<u>1</u>	<u>2</u>	<u>3</u>	<u>4</u>	<u>5</u>	<u>6</u>	<u>7</u>		<u>R</u>	<u>H</u>	<u>E</u>
SUU	0	0	0	0	0	0	0	-	0	5	2
ASU	0	1	1	3	6	8	x	-	19	21	0

W: Sopko (3-0); L: Shepherd (0-2); S: None

HR: Buck (2)

Time: 2:48 Attendance: 2,632 Record: 26-1

**HIGHLIGHTS:** Freshman Travis Buck went 5-for-5 with seven RBI and hit for the cycle in ASU's most decisive win of the year with a 19-0 victory over Southern Utah. Buck capped his cycle by hitting a grand slam home run as part of ASU's eight-run sixth inning. Mark Sopko picked up the win to improve to 3-0 and four other Sun Devils recorded multi-hit games. Shortstop Dustin Pedroia was 3-for-4 for his 18th multi-hit game of the year, including hitting his 16th double of the year. Steve Garabrants and Frank Mesa each tabbed three hits in the victory.

### GAME 28

#### #3 SUN DEVILS 6, Utah 4

March 8, 2003 at Packard Stadium

	1	2	3	4	5	6	7	8	9	R	H	E
UTAH	0	0	3	1	0	0	0	0	0	-	4	7 0
ASU	0	0	0	0	4	0	0	2	x	-	6	8 0

W: Vaughan (4-1); L: Price (2-1); S: Schroyer (6)

HR: Jordinson (4)

Time: 3:02 Attendance: 2,927 Record: 27-1

**HIGHLIGHTS:** Steve Garabrants drilled a two-strike, two-out double in the bottom of the eighth inning to score senior Dennis Wyrick with the game-winning run in ASU's 6-4 victory over Utah. ASU trailed 4-0 heading into the fifth, but scored four in the frame and then scored two in the eighth to win its 18th consecutive victory. Garabrants finished with two doubles. Wyrick scored the winning run after reaching on a two-out bunt single to second base. Starter Ben Thurmond struck out a season-high eight and was relieved by Beau Vaughan who gave up only one hit and struck out five in 4.1 IP. Junior closer Ryan Schroyer struck out the side in the ninth inning to record his sixth save of the year. Dustin Pedroia also hit his 17th double of the season to lead off the first inning.

### GAME 29

#### #3 SUN DEVILS 12, CS Northridge 2

March 9, 2003 at Packard Stadium

	1	2	3	4	5	6	7	8	9	R	H	E
CSUN	0	0	2	0	0	0	0	0	0	-	2	8 4
ASU	2	0	1	3	3	0	3	0	x	-	12	15 2

W: Liebeck (5-0); L: Jean (0-1); S: None

HR: Larish (11), West (8)

Time: 3:16 Attendance: 3,389 Record: 28-1

**HIGHLIGHTS:** Jeff Larish went 2-for-4 with four RBI and hit his 11th home run of the year as the Sun Devils won their 19th straight game. Senior Dennis Wyrick was 3-for-3 while starting at third base and scored two runs. Dustin Pedroia tabbed his 19th multi-hit game and added his 18th double of the year. Senior Jered Liebeck improved to 5-0 with five strong innings before giving way to the bullpen.

### GAME 30

#### #30 Oklahoma 6, #1 SUN DEVILS 5

March 14, 2003 at Packard Stadium

	1	2	3	4	5	6	7	8	9	R	H	E
OU	0	0	1	2	0	0	2	0	1	-	6	9 2
ASU	0	0	0	2	0	0	2	1	0	-	5	11 3

W: McAuliff (1-0); L: Sopko (3-1); S: None

HR: West (9), Allen (4), Wyman (4), Yaconetti (6)

Time: 3:19 Attendance: 4,155 Record: 28-2

**HIGHLIGHTS:** The Sun Devils trailed early by three runs, but battled back to tie the game at 5-5 in the eighth inning on a pinch-hit single by junior Nick Walsh. Oklahoma then rallied in the top of the ninth and scored the winning run when Reggie Willits crossed the play on a controversial call after a fielder's choice by Gilbert native Jay Yaconetti. ASU got two-run home runs from Jeremy West and Rod Allen, but it wasn't enough as ASU had its 21-game Packard Stadium winning streak and 19-game overall streak come to an end. Mark Sopko took the loss to fall to 3-1 giving up one run and one hit in 0.2 innings. West was 3-for-5 and sophomore third baseman Frank Mesa was 2-for-4 for ASU's only other multi-hit performance.

### GAME 31

#### #1 SUN DEVILS 10, #30 Oklahoma 3

March 15, 2003 at Packard Stadium

	1	2	3	4	5	6	7	8	9	R	H	E
OU	0	0	1	0	1	0	1	0	0	-	3	11 1
ASU	0	0	0	4	1	2	1	2	x	-	10	15 0

W: Liebeck (6-0); L: Blair (2-2); S: None

HR: Yaconetti (7)

Time: 3:22 Attendance: 3,806 Record: 29-2

**HIGHLIGHTS:** Arizona State scored in each of the last five innings and recorded a season-high seven doubles en route to a 10-3 win over No. 30 Oklahoma. Marking the mid-point of the 2003 season, ASU scored in double-digits for the 18th time and out-hit the Sooners 15-11. Despite leaving 14 runners on base, ASU played strong down the stretch with five players recording multi-hit games. Playing without player of the year candidate Jeff Larish (back spasms), backup first baseman Mike Guerrero responded going 3-for-6 with three doubles and two RBI. Junior left fielder Rod Allen also had three hits to raise his season average over .300 and sophomore shortstop Dustin Pedroia recorded his 20th multi-hit game by going 2-for-4 with two RBI. Senior RHP Jered Liebeck remained perfect at 6-0.

### GAME 32

#### #1 SUN DEVILS 10, #30 Oklahoma 2

March 16, 2003 at Packard Stadium

	1	2	3	4	5	6	7	8	9	R	H	E
OU	0	0	1	0	0	0	1	0	0	-	2	7 1
ASU	4	1	5	0	0	0	0	0	x	-	10	10 3

W: Averill (6-0); L: Purcey (0-1); S: None

HR: Wyman (5)

Time: 2:29 Attendance: 2,900 Record: 30-2

**HIGHLIGHTS:** The Devils recorded their 30th win of the year by scoring in double-digits for the second straight game against the No. 30 Sooners. ASU led off the game with consecutive doubles from Dustin Pedroia, Dennis Wyrick and Mike Guerrero to build an early 4-0 lead after the first inning. The Sun Devils added six more runs in the next two innings and cruised to the 10-2 victory. Freshman lefty Erik Averill picked up the win to improve to 6-0 and Pedroia recorded his 21st multi-hit game and had two more doubles to bring his season total to 21. Andre Ethier was also 2-for-4 in the victory.

### GAME 33

#### #1 SUN DEVILS 9, #29 Wichita State 2

March 18, 2003 at Packard Stadium

	1	2	3	4	5	6	7	8	9	R	H	E
WSU	0	0	0	0	0	0	0	1	1	-	2	8 1
ASU	0	0	3	2	0	1	0	3	x	-	9	12 1

W: Vaughan (5-1); L: Uhlmansiek (3-1); S: None

HR: None

Time: 3:24 Attendance: 3,099 Record: 31-2

**HIGHLIGHTS:** Senior third baseman Dennis Wyrick continued his hot hitting with three hits and senior relief pitcher Beau Vaughan struck out seven in four innings to lead the Devils to a 9-2 win over Wichita State. ASU scored first with three runs in the third inning, with two runs scoring on a double by junior Mike Guerrero. Jeremy West and Travis Buck also added two-run doubles as the Devils won their 22nd game in the last 23 contests. Sophomore shortstop Dustin Pedroia was 1-for-2 with three runs scored and set a career high with three walks. Wyrick, who extended his hitting streak to a season-high seven games, also set a career high with two stolen bases.

### GAME 34

#### #29 Wichita State 6, #1 SUN DEVILS 3

March 19, 2003 at Packard Stadium

	1	2	3	4	5	6	7	8	9	R	H	E
WSU	4	0	0	0	0	0	2	0	0	-	6	8 0
ASU	0	0	0	1	0	0	0	1	1	-	3	9 1

W: Sanders (3-0); L: Beatty (0-1); S: Dennison (4)

HR: Moffitt (5)

Time: 2:46 Attendance: 2,417 Record: 31-3

**HIGHLIGHTS:** Wichita State scored four runs in the first inning off freshman starter Chris Beatty and cruised to a 6-3 win to hand ASU only its third loss of the year. Third baseman Cody Clark provided all the runs the Shockers would need with a bases loaded triple in the first inning. Beatty took the loss giving up four runs and three hits in his first career start. Relievers Bryce Kartler and Mark Sopko combined for seven shutout innings out of the bullpen. Dustin Pedroia added his 22nd multi-hit game of the year in ASU's last non-conference game before entering Pac-10 play vs. Stanford over the weekend. Travis Buck and Andre Ethier also had two hits in the loss.

### GAME 35

#### #1 SUN DEVILS 7, #6 Stanford 6 (11)

March 22, 2003 at Packard Stadium

	1	2	3	4	5	6	7	8	9	10	11	R	H	E
STAN	0	0	0	0	2	3	0	1	0	0	0	-	6	13 3
ASU	0	0	0	0	0	3	2	1	0	0	1	-	7	11 2

W: Schroyer (4-0); L: Manship (0-2); S: None

HR: None

Time: 4:12 Attendance: 4,019 Record: 32-3

**HIGHLIGHTS:** Dennis Wyrick singled with two outs in the bottom of the 11th inning to give the No. 1 Sun Devils a 7-6 come-from-behind win over the No. 6 Stanford Cardinal. Wyrick finished the game 3-for-6 with three RBI as ASU erased an early 5-0 deficit to improve to 32-3 overall. Travis Buck also had three hits and two RBI and drove home the tying run in the bottom of the eighth when he legged out an infield single. Junior closer Ryan Schroyer worked three scoreless innings giving up just one hit to record his fourth win of the year and maintain his 0.00 ERA in 20.1 innings this year.

### GAME 36

#### #6 Stanford 9, #1 SUN DEVILS 8 (10)

March 23, 2003 at Packard Stadium

	1	2	3	4	5	6	7	8	9	10	R	H	E
STAN	2	3	0	1	0	0	2	0	0	1	-	9	13 1
ASU	0	0	0	1	0	0	0	4	3	0	-	8	14 3

W: O'Hagan (2-1); L: Schroyer (4-1) S: Quick (2)

HR: Ethier (2), Garabrants (5)

Time: 3:31 Attendance: 3,483 Record: 32-4

**HIGHLIGHTS:** Arizona State rallied from an 8-1 deficit after seven innings to tie the game by scoring seven runs in the eighth and ninth innings. After scoring four in the eighth, Andre Ethier hit a three-run home run with two outs in the bottom of the ninth to push the game into extra innings for the second straight day. After Stanford scored a run on a Sam Fuld single in the top of the 10th, ASU loaded the bases with one out and could not push home the tying or winning runs. Dennis Wyrick, Dustin Pedroia, Jeremy West and Ethier each recorded three hits in the loss to fall to 32-4 overall and 1-1 in Pac-10 play.





# Sun Devil Baseball 2003

## Game-by-Game Capsules:

### GAME 37

#### #7 Stanford 4, #2 SUN DEVILS 3

March 24, 2003 at Packard Stadium

	1	2	3	4	5	6	7	8	9	R	H	E
STAN	0	0	1	0	0	0	1	2	0	-	4	13 0
ASU	0	0	0	1	1	0	0	0	0	-	2	5 1

W: Romanczuk (6-0); L: Sopko (3-2); S: None

HR: None

Time: 2:43 Attendance: 3,397 Record: 32-5

**HIGHLIGHTS:** Stanford senior catcher Ryan Garko went 4-for-4 including a two-run home run to break a 2-2 tie in the top of the eighth inning. The home run sparked the No. 7 Cardinal to a 4-2 victory over the No. 2 Arizona State Sun Devils. Cardinal freshman starter Mark Romanczuk threw a complete-game five hitter limiting the Sun Devils to a season low in hits. Sam Fuld was also 4-for-5 with a pair of triples to lead Stanford to the 2-1 series win. ASU starter Ben Thurmond had a solid outing in his longest start of the year (6.2 IP) and stuck out five. Limited to only five hits, no player had more than one and Dustin Pedroia tabbed his 23rd double of the year. ASU finished its eight game stretch in 11 days by going 4-4 after starting the year 28-1.

### GAME 38

#### #2 SUN DEVILS 11, USC 4

March 28, 2003 at Dedeaux Field

	1	2	3	4	5	6	7	8	9	R	H	E
ASU	0	2	0	3	2	3	1	0	0	-	11	17 0
USC	0	2	1	0	1	0	0	0	0	-	4	9 1

W: Bordes (1-0); L: Paschal (2-4); S: None

HR: None

Time: 4:00 Attendance: 600 Record: 33-5

**HIGHLIGHTS:** Arizona State ended its brief two-game losing streak by pounding out 17 hits en route to a 11-4 series opening win over USC at Dedeaux Field. Despite leaving a season-high 17 runners on base, the Sun Devils easily handled the Trojans to improve to 33-5 overall. Dennis Wyrick ended an 0-for-16 slump against USC by going 3-for-6 and tied a career high with three RBI. Dustin Pedroia, Jeff Larish, Andre Ethier, Frank Mesa, Travis Buck and Tuffy Gosewisch also each recorded two hits in the victory. Starting pitcher Beau Vaughan took the no decision giving up eight hits and four runs in 4.2 innings before freshman lefty Brett Bordes inherited a bases loaded jam and did not give up a run to pick up his first collegiate victory. Sun Devils batters totaled 14 walks in the win.

### GAME 39

#### USC 6, #3 SUN DEVILS 5

March 29, 2003 at Dedeaux Field

	1	2	3	4	5	6	7	8	9	R	H	E
ASU	0	1	0	2	0	0	2	0	0	-	5	10 1
USC	1	0	0	0	1	3	0	0	1	-	6	11 0

W: Dizard (3-2); L: Schroyer (4-2); S: None

HR: Moon (3), S. Gordon (1)

Time: 3:21 Attendance: 890 Record: 33-6

**HIGHLIGHTS:** USC second baseman Jon Brewster hit a bases loaded single with two outs and the bases loaded in the bottom of the ninth inning to give USC an upset 6-5 victory over the Sun Devils. ASU left 12 runners on base in the game and stranded the bases loaded in the seventh and eighth innings when the game was tied at 5-5. Junior closer Ryan Schroyer took the loss giving up three hits and one run in two and a third innings of work. Dustin Pedroia and Travis Buck each recorded three hits in the loss.

### GAME 40

#### #3 SUN DEVILS 7, USC 5

March 30, 2003 at Dedeaux Field

	1	2	3	4	5	6	7	8	9	R	H	E
ASU	0	0	0	0	1	2	0	2	2	-	7	14 1
USC	0	0	0	0	1	1	1	1	1	-	5	12 1

W: Arguello (1-0); L: Butler (0-3); S: Schroyer (7)

HR: Larish (12), Guerrero (2), Lunetta (5), Bonovich (2)

Time: 3:43 Attendance: 1,157 Record: 34-6

**HIGHLIGHTS:** ASU scored four runs in the last two innings and held off a furious ninth inning rally to defeat the USC Trojans 7-5 to win the Pac-10 series two games to one. Ryan Schroyer picked up his seventh save of the year and Carlos Arguello recorded the win. Schroyer also singled in his first at-bat as a Sun Devil and scored a run in the ninth innings. Jeff Larish and Mike Guerrero hit back-to-back home runs in the sixth inning.

### GAME 41

#### New Mexico 11, #3/7 SUN DEVILS 7

April 2, 2003 at Packard Stadium

	1	2	3	4	5	6	7	8	9	R	H	E
UNM	4	0	1	4	0	0	0	0	2	-	11	12 2
ASU	2	0	1	2	0	0	2	0	0	-	7	8 2

W: Soto (3-0); L: Vaughan (5-2); S: Salas (1)

HR: Larish (13), Pedroia (3), Salas (10)

Time: 3:08 Attendance: 1,919 Record: 34-7

**HIGHLIGHTS:** Arizona State gave up four runs in the first inning and couldn't recover as the visiting New Mexico Lobos upset Arizona State 11-7 at Packard Stadium. Designated hitter Joe Salas went 2-for-5 with three RBI and also pitched two scoreless innings to record his first save of the year. Dustin Pedroia and Jeff Larish each hit home runs for Arizona State.

### GAME 42

#### #4 SUN DEVILS 10, Grand Canyon 2

April 7, 2003 at Packard Stadium

	1	2	3	4	5	6	7	8	9	R	H	E
GCU	0	1	0	0	0	0	0	0	1	-	2	5 4
ASU	1	5	0	0	0	0	4	0	x	-	10	16 2

W: McClellan (5-0); L: Newark (0-3); S: None

HR: Garraabrants (6), Kaats (8)

Time: 3:01 Attendance: 2,020 Record: 35-7

**HIGHLIGHTS:** Sophomore catcher Tuffy Gosewisch led a 16-hit attack by going 3-for-3 with two RBI as the No. 4 Arizona State Sun Devils handed local rival Grand Canyon a 10-2 defeat in non-conference college baseball action Monday night at Packard Stadium. Celebrating the eighth anniversary of ASU's NCAA record consecutive games scoring streak, the Devils wasted little time scoring in their 475th straight game. A season-high eight pitchers combined to limit the Antelopes to only five hits and two runs. Senior starter Robbie McClellan (Liberal, Kan.) picked up the win to improve to 5-0 behind a stellar five-inning, seven-strikeout performance. Dustin Pedroia went 2-for-5 for his 27th multi-hit game of the year and extended his hitting streak to 12 games. Jeff Larish was also 2-for-5 with one RBI.

### GAME 43

#### #4 SUN DEVILS 11, California 3

April 11, 2003 at Evans Diamond

	1	2	3	4	5	6	7	8	9	R	H	E
ASU	2	1	0	7	0	0	0	0	1	-	11	17 1
CAL	0	0	0	0	1	1	0	0	1	-	3	11 1

W: Averill (7-0); L: Brown (2-5); S: None

HR: Allen (5), Bosch (3), Conley (4)

Time: 3:07 Attendance: 409 Record: 36-7

**HIGHLIGHTS:** Rod Allen hit a pinch-hit grand slam home run as part of a seven-run fourth inning and freshman starter Erik Averill pitched seven strong innings as the No. 4 Arizona State Sun Devils opened a three-game Pac-10 series with an 11-3 win over California. Averill scattered 10 hits and two runs to pick up his Pac-10 leading seventh win of the year. Ryan Bosch had a nice homecoming going 2-for-4 with two runs scored and two RBI, including hitting an opposite field home run as part of the seven-run fourth frame. Five Devils recorded multi-hit games, with sophomore first baseman Jeff Larish and junior right fielder Andre Ethier each tabbing three a piece. Leadoff hitter Dustin Pedroia notched his 28th multi-hit game of the year going 2-for-4.

### GAME 44

#### #4 SUN DEVILS 6, California 0

April 13, 2003 at Evans Diamond (Game 1)

	1	2	3	4	5	6	7	8	9	R	H	E
ASU	0	5	0	0	0	1	0	0	0	-	6	8 0
CAL	0	0	0	0	0	0	0	0	0	-	0	5 2

W: Vaughan (6-2); L: Montalbo (3-3); S: None

HR: None

Time: 2:55 Attendance: 267 Record: 37-7

**HIGHLIGHTS:** Nick Walsh was 3-for-3 and reached base in all five at-bats to help lead the Devils to a 6-0 win in the first game of a doubleheader. Reliever Beau Vaughan threw six scoreless innings to pick up his sixth win of the year. Vaughan and starter Ben Thurmond combined to allow only five hits in the victory.

### GAME 45

#### #4 SUN DEVILS 10, California 1

April 13, 2003 at Evans Diamond (Game 2)

	1	2	3	4	5	6	7	8	9	R	H	E
ASU	0	5	0	2	0	1	2	0	0	-	10	8 1
CAL	0	0	0	0	0	0	1	0	0	-	1	10 2

W: Liebeck (7-0); L: Crist (2-2); S: None

HR: None

Time: 2:57 Attendance: 219 Record: 38-7

**HIGHLIGHTS:** Nick Walsh had three more hits and senior starting pitcher Jared Liebeck gave up four hits in six shutout innings as the Sun Devils completed a series and doubleheader sweep of the California Golden Bears with a 10-1 victory. ASU surpassed its entire win total from 2001 (37-20-1) and 2002 (37-21) by improving to 38-7 and moved into second place in the Pac-10 with a 6-3 record. Liebeck improved to 7-0 on the year scattering four hits in six shutout innings.

### GAME 46

#### UCLA 9, #4 SUN DEVILS 8

April 17, 2003 at Packard Stadium

	1	2	3	4	5	6	7	8	9	R	H	E
UCLA	0	3	2	0	0	2	0	0	2	-	9	11 2
ASU	4	0	2	0	1	0	0	0	1	-	8	12 1

W: Beck (1-1); L: Vaughan (6-3); S: None

HR: Whisler (5), McCarthy (6), Gosewisch (1)

Time: 3:02 Attendance: 2,227 Record: 38-8

**HIGHLIGHTS:** ASU hit into an inning-ending 8-5-4 double play with the bases loaded in the bottom of the eighth inning to keep the game knotted at 7-7. The play proved key as UCLA rallied for two runs in the top of the ninth and held off an ASU rally to gain a 9-8 win in the series opener. Travis Buck hit a fly ball to shallow center field that UCLA's Matt Thayer appeared to make a sliding catch on. But the umpire used a weak signal to say no catch was made and runners were forced out at third and second base to keep the game tied at 7-7. ASU's Beau Vaughan took the loss to fall to 6-3 despite striking out 10 in 5.1 IP. Andre Ethier led the Devils tying a career high with four hits. Tuffy Gosewisch blasted his first career home run with a two-run shot in the sixth.

### GAME 47

#### UCLA 8, #4 SUN DEVILS 7 (13 innings)

April 18, 2003 at Packard Stadium

	<u>1</u>	<u>2</u>	<u>3</u>	<u>4</u>	<u>5</u>	<u>6</u>	<u>7</u>	<u>8</u>	<u>9</u>	<u>10</u>	<u>11</u>	<u>12</u>	<u>13</u>	<u>R</u>	<u>H</u>	<u>E</u>
UCLA	0	0	2	2	0	0	1	0	0	0	1	0	2	-	8	13 1
ASU	0	0	3	0	1	0	0	1	0	0	1	0	1	-	7	15 1

W: Silva (5-0); L: Bordes (1-1); S: Johnson (2)

HR: Griffin (7), Susdorf (7), Ethier (3)

Time: 4:25 Attendance: 2,678 Record: 38-9

**HIGHLIGHTS:** UCLA's Billy Susdorf recorded a two-out, two-strike double to score two runs in the top of the 13th inning to help lift the Bruins to an 8-7 victory over ASU. The Devils tied the game in the eighth on a triple by Nick Walsh and had two chances to win the game before extending into extra innings. Susdorf also had a solo home run in the top of the 11th, but ASU's Andre Ethier drilled a solo homer in the bottom half of the frame to continue the game. The Devils left 17 runners on base in the game to tie a season high and hit into four double plays. Jared Liebeck (3.1 IP, 3 H, 1 R, 6 K's) and Ryan Schroyer (4.2 IP, 3 H, 1 R, 5 K's) were phenomenal out of the bullpen to keep ASU in the game. Frank Mesa (3x4) and Mike Guerrero (3x7) led the Sun Devils at the plate. Dustin Pedroia drilled his 28th double.

### GAME 48

#### #4 SUN DEVILS 17, UCLA 1

April 19, 2003 at Packard Stadium

	1	2	3	4	5	6	7	8	9	R	H	E
UCLA	0	0	0	0	0	1	0	0	0	-	1	5 1
ASU	3	1	4	0	1	0	4	4	x	-	17	21 0

W: Thurmond (4-0); L: Janssen (3-5); S: None

HR: Griffin (8), Larish (14), Ethier (4), Buck (3)

Time: 2:46 Attendance: 2,699 Record: 39-9

**HIGHLIGHTS:** The Sun Devils salvaged the series by taking the final 17-1 and recording 20 or more hits for the second time in 2003. Ben Thurmond gave up one run in seven innings and Dustin Pedroia and Jeremy West each recorded four hits. Andre Ethier, Travis Buck and Jeff Larish each hit home runs. Larish set the ASU single-season record with his fourth grand slam.



# Sun Devil Baseball 2003

## Game-by-Game Capsules:

### GAME 49

#### #5 SUN DEVILS 21, Washington State 0

April 25, 2003 at Packard Stadium

	1	2	3	4	5	6	7	8	9	R	H	E
WSU	0	0	0	0	0	0	0	0	0	-	6	2
ASU	0	1	0	1	2	12	1	4	x	-	21	21

W: Vaughan (7-3); L: MacKenzie (3-4); S: None

HR: Larish (15), West (10), Bosch (4)

Time: 3:14 Attendance: 2,336 Record: 40-9

**HIGHLIGHTS:** For the second straight game the Sun Devils pounded out 21 hits and Beau Vaughan, Robbie McClellan and Javy Lopez combined for ASU's seventh shutout of the year blanking Washington State 21-0. The Devils lead 4-0 after five innings before exploding for 12 runs in the bottom of the sixth inning. Jeremy West hit his 10th homer of the year extending his streak of four consecutive games vs. the Cougars with a home run. Jeff Larish also hit his 15th homer of the year going 2-for-3 with four RBI and three walks. Dustin Pedroia notched his 30th multi-hit game of the year and Steve Garabrants went 3-for-5 with three RBI and three runs scored. Vaughan improved to 7-3 on the year and 3-1 as a starter striking out eight and allowing only three hits in six innings.

### GAME 50

#### #5 SUN DEVILS 5, Washington State 3

April 26, 2003 at Packard Stadium

	1	2	3	4	5	6	7	8	9	10	R	H	E
WSU	0	0	0	0	0	0	1	0	2	0	-	3	5
ASU	1	0	2	0	0	0	0	0	0	2	-	5	10

W: Arguello (2-0); L: Alwert (1-3); S: None

HR: Jacobsen (1), West (11)

Time: 2:56 Attendance: 2,487 Record: 41-9

**HIGHLIGHTS:** Jeremy West hit a two-run walk-off home run in the bottom of the 10th inning to lift the No. 5 Arizona State Sun Devils to a thrilling 5-3 victory over the Washington State Cougars. ASU led nearly the entire game carrying a 3-1 victory into the ninth inning until closer Ryan Schroyer blew a save opportunity giving up a two-out, two-run double to pinch-hitter Wes Falkenberg to tie the game at 3-3. After a two-out error by eventual losing pitcher Garrett Alwert, West notched his 11th homer of the season and 30th of his career to give the Devils their third straight victory. Starter Jered Liebeck gave up only three hits and one run in seven innings, but had his bid for his eighth win of the year spoiled with the Cougar heroics in the ninth. Jeff Larish extended his hitting streak to a career-high 11 games and Travis Buck and Andre Ethier each had two hits in the victory.

### GAME 51

#### #5 SUN DEVILS 25, Washington State 0

April 27, 2003 at Packard Stadium

	1	2	3	4	5	6	7	8	9	R	H	E
WSU	0	0	0	0	0	0	0	0	0	-	0	3
ASU	10	6	1	0	2	1	0	5	x	-	25	24

W: Thurmond (5-0); L: Banaszak (2-8); S: None

HR: West 3 (14), Ethier (5)

Time: 2:56 Attendance: 2,057 Record: 42-9

**HIGHLIGHTS:** Junior first baseman Jeremy West went 5-for-7 and tied a pair of ASU single game records with three home runs and nine RBI to lead the No. 5 Arizona State Sun Devils to a commanding 25-0 victory over the Washington State Cougars Sunday afternoon in Pac-10 Baseball action at Packard Stadium. West also tied for second with 14 total bases and homered for the third straight game to give him 14 on the year. Nick Walsh was also 6-for-6 with seven RBI and five runs scored. Walsh recorded six run-scoring hits and was one off the ASU single-game records for doubles (3), runs (5) and hits (6). Ben Thurmond improved to 5-0 picking up the win throwing four scoreless innings before giving way to five ASU relievers who each tossed an inning of scoreless ball. The win was ASU's ninth most lopsided in school history and led to the fourth highest run total in a three-game Pac-10 series scoring 51 runs in the series vs. the Cougars. ASU started the scoring with 10 runs in the first inning to chase WSU senior starter Tony Banaszak and added six more runs in the second to take a commanding 16-0 lead after two at-bats. Sophomore shortstop Dustin Pedroia added three more hits for his 31st multi-hit game of the year.

### GAME 52

#### #4 SUN DEVILS 9, Oklahoma 4

April 30, 2003 at Oklahoma City

	1	2	3	4	5	6	7	8	9	R	H	E
ASU	0	0	1	0	1	0	6	0	1	-	9	9
OKLA	1	0	1	0	0	0	2	0	0	-	4	11

W: Vaughan (8-3); L: Purcey (1-3); S: None

HR: Allen (6)

Time: 2:57 Attendance: 2,118 Record: 43-9

**HIGHLIGHTS:** Rod Allen hit a pinch-hit grand slam home run as part of a deciding six-run seventh inning as the No. 4 Sun Devils defeated the Oklahoma Sooners 9-4 at SBC Bricktown Ballpark in Oklahoma City. Allen's pinch-hit grand slam, his second of the year, was ASU's 12th grand slam in 2003 tying the NCAA record set by Oklahoma State in 1996. Allen's big hit highlighted the six-run seventh inning that broke a 2-2 tie. Sophomore shortstop Dustin Pedroia plated ASU's first three runs and tied a career high with the three RBI. Junior second baseman Steve Garabrants was 2-for-4 as ASU's only player with a multi-hit game and stole two more bases to increase his team lead in that category to 21.

### GAME 53

#### #3 SUN DEVILS 11, UC Irvine 1

May 6, 2003 at Packard Stadium

	1	2	3	4	5	6	7	8	9	R	H	E
UCI	0	0	0	0	0	0	1	0	0	-	1	6
ASU	2	1	1	0	0	2	3	2	x	-	11	12

W: Thurmond (6-0); L: Krise (3-2); S: None

HR: West 2 (15, 15), Garabrants (7)

Time: 3:05 Attendance: 1,714 Record: 44-9

**HIGHLIGHTS:** Jeremy West went 2-for-4 with four RBI and blasted two more home runs as the No. 3 Arizona State Sun Devils defeated UC Irvine 11-1 in their final non-conference game of the year Tuesday night at Packard Stadium. The Devils picked up their sixth straight win to improve to 44-9 overall and have now won 10 of their last 12 games. ASU finished the non-conference portion of its schedule with an impressive 34-4 record. Ben Thurmond picked up the victory behind three shutout innings to improve to 6-0 on the year. Scoring in double-digits for the 27th time this season, ASU out-hit the Anteaters 12-6 with West, shortstop Dustin Pedroia and first baseman Jeff Larish each recording multi-hit games. West continued his torrid hitting as of late recording his third multi-homer game of the year and now has seven home runs in his last five games.

### GAME 54

#### #3 SUN DEVILS 14, Oregon State 4

May 12, 2003 at Corvallis, Ore.

	1	2	3	4	5	6	7	8	9	R	H	E
ASU	0	0	3	3	0	1	1	2	4	-	14	13
OSU	0	3	1	0	0	0	0	0	0	-	4	11

W: McClellan (6-0); L: Rowe (3-6); S: None

HR: Buck (4)

Time: 4:12 Attendance: 1,026 Record: 45-9

**HIGHLIGHTS:** Dustin Pedroia went 2-for-3 and hit his school-record tying 30th double of the year as the No. 3 Arizona State Sun Devils opened up a three-game Pac-10 series with Oregon State crushing the Beavers 14-4. Senior Robbie McClellan pitched well in relief picking up the win to improve to 6-0 on the year. While recording 10 or more runs for the 28th time this year and surpassing double-digits in hits for the 40th time, the Devils also recorded season highs in strikeouts (13) and stolen bases (5).

### GAME 55

#### Oregon State 6, #3 SUN DEVILS 1

May 13, 2003 at Corvallis, Ore.

	1	2	3	4	5	6	7	8	9	R	H	E
ASU	1	0	0	0	0	0	0	0	0	-	1	9
OSU	1	0	2	0	0	3	0	0	x	-	6	6

W: Postlewait (4-0); L: Vaughan (8-4); S: None

HR: None

Time: 2:39 Attendance: 1,350 Record: 45-10

**HIGHLIGHTS:** Dustin Pedroia broke the single-season record with his 31st double of the year, but it was overshadowed by a complete-game pitching effort from Oregon State's Jake Postlewait as the Beavers stunned the third-ranked Sun Devils 6-1 Tuesday afternoon in Pac-10 Baseball action at Goss Stadium at Coleman Field. With the loss the Sun Devils had their seven-run winning streak come to an end to fall to 45-10 overall and 11-6 in conference play. The one run scored marked only the 13th time during ASU's NCAA record 488-game consecutive games scoring streak that they have been limited to one run.

### GAME 56

#### #3 SUN DEVILS 12, Oregon State 7

May 14, 2003 at Corvallis, Ore.

	1	2	3	4	5	6	7	8	9	R	H	E
ASU	1	2	0	0	0	0	0	8	1	-	12	17
OSU	0	2	3	0	0	1	0	0	1	-	7	12

W: Schroyer (5-2); L: Pendley (1-3); S: None

HR: Gosewisch (2), Ellsbury, Kunda

Time: 3:53 Attendance: 986 Record: 46-10

**HIGHLIGHTS:** Down to their last six outs and trailing 6-3, ASU scored nine runs over their last two at-bats to rally for a come-from-behind 12-7 win over Oregon State to clinch the series victory. The eight-run eighth frame was fueled by six consecutive one-out hits, including a go-ahead two-run double by Steve Garabrants and a two-run home run by catcher Tuffy Gosewisch. Gosewisch finished the game 3-for-3 with three RBI, two doubles and added two walks to reach base in all five of his at-bats. Ryan Schroyer picked up the win on the mound giving up one run in 3.2 IP to improve to 5-2 on the year. Dustin Pedroia was 3-for-6 to go over 100 hits for the season and recorded his 35th multi-hit game of the year.

### GAME 57

#### Washington 5, #3 SUN DEVILS 1

May 17, 2003 at Seattle, Wash.

	1	2	3	4	5	6	7	8	9	R	H	E
ASU	0	1	0	0	0	0	0	0	0	-	1	6
WASH	0	1	0	2	2	0	0	0	x	-	5	6

W: White (7-4); L: Averill (7-1); S: Baysinger (3)

HR: Wagner 2 (13)

Time: 2:38 Attendance: 544 Record: 46-11

**HIGHLIGHTS:** For the second time in the last three games the Sun Devils were limited to only one run. While tying the Huskies with six hits, Washington right fielder Mike Wagner belted a pair of home runs to lead the Huskies to a 5-1 victory. Tuffy Gosewisch knocked in ASU's only run with a two-out single in the top of the second to give ASU the early lead. Starter Erik Averill recorded his first collegiate loss, giving up five hits and five runs in five innings.

### GAME 58

#### #3 SUN DEVILS 11, Washington 3

May 18, 2003 at Seattle, Wash.

	1	2	3	4	5	6	7	8	9	R	H	E
ASU	1	0	5	1	0	1	3	0	0	-	11	12
WASH	1	0	2	0	0	0	0	0	0	-	3	7

W: McClellan (7-0); L: Peterson (5-5); S: None

HR: Pedroia (4), Lillibridge (10), Wagner (14)

Time: 3:11 Attendance: 1,371 Record: 47-11

**HIGHLIGHTS:** Dustin Pedroia went 3-for-5 with a leadoff home run and scored a career-high four runs to help lead the Sun Devils to a 11-3 win over the Sun Devils. Recording their 47th win of the year, ASU improved to 9-2 on the year after a loss. After a lackluster starting pitching performance from senior Ben Thurmond (2.0 IP, 2 R, 4 H, 1 BB), senior reliever Robbie McClellan was solid giving up only one run and three hits in five innings to improve to 7-0 on the year. Freshman Brett Bordes sealed the win with two scoreless innings. Andre Ethier (13 games) and Jeremy West (14 games) each extended their career high hitting streaks in the victory.

### GAME 59

#### Washington 6, #4 SUN DEVILS 4

May 19, 2003 at Seattle, Wash.

	1	2	3	4	5	6	7	8	9	R	H	E
ASU	0	2	0	0	0	0	2	0	0	-	4	16
WASH	0	0	0	4	1	1	0	0	x	-	6	9

W: Johnson, C. (6-3); L: Vaughan (8-5); S: Fenton (8)

HR: Ethier (6), Boudon 2 (20, 21), Lillibridge (11)

Time: 3:22 Attendance: 714 Record: 47-12

**HIGHLIGHTS:** Dustin Pedroia went 3-for-5 and set the Pac-10 single season record by hitting his 32nd double, but the Sun Devils dropped the series finale vs. the University of Washington 6-4. UW won the series 2-1, its first over ASU since the Pac-10 joined the North and South divisions in 1999. Chad Boudon hit two homers for the Huskies, setting the UW single-season record (20 and 21). The Devils out-hit Washington 16-9 and every starter recorded at least one hit, but ASU left 10 runners on base and hit into two double plays to end to end several scoring threats. The Devils had the tying run in scoring position when UW closer Will Fenton struck out Mike Guerrero (his third K of the game) to seal the UW win. Andre Ethier (14 games) and Jeremy West (15 games) each extended their personal best hitting streaks in the loss.





# Sun Devil Baseball 2003

## Game-by-Game Capsules:

### GAME 60

#### #4 SUN DEVILS 5, #15 Arizona 2

May 23, 2003 at Packard Stadium

	1	2	3	4	5	6	7	8	9		R	H	E
ARIZ	0	0	1	0	0	1	0	0	0	-	2	6	0
ASU	0	0	0	0	1	1	0	3	x	-	5	11	1

**W:** Arguello (3-0); **L:** Gardner (9-2); **S:** Schroyer (8)

W: Arguello (3-0); L: Gardner (9-2); S: Schroyer (8)

HR: None

Time: 2:41 Attendance: 3,541 Record: 48-12

**HIGHLIGHTS:** Dennis Wyrick came up with a clutch two-out, run-scoring single in the bottom of the eighth inning to break a 2-2 tie and lead the Devils to a 5-2 win over the Arizona Wildcats in the series opener of a three-game Pac-10 series. ASU moved one-game ahead of UA in the standings in second place in the league. Carlos Arguello got the win to improve to 3-0 on the year and Ryan Schroyer picked up his eighth save of the year with a scoreless ninth inning. After Wyrick's big single, catcher Tuffy Gosewisch drilled a two-run single to left field to plate two key insurance runs. Gosewisch (7 games), Andre Ethier (15 games) and Jeremy West (16) games all extended their respective career-high hitting streak in the win.

### GAME 61

#### #4 SUN DEVILS 16, #15 Arizona 0

May 24, 2003 at Packard Stadium

	<u>1</u>	<u>2</u>	<u>3</u>	<u>4</u>	<u>5</u>	<u>6</u>	<u>7</u>	<u>8</u>	<u>9</u>		<u>R</u>	<u>H</u>	<u>E</u>
ARIZ	0	0	0	0	0	0	0	0	0	-	0	7	2
ASU	11	0	4	0	0	0	1	0	x	-	16	18	2

W: Averill (8-1); L: Rierison (9-2); S: None

HR: Ethier (7), Larish (16), Bosch (5)

Time: 2:34 Attendance: 4,184 Record: 49-12

**HIGHLIGHTS:** The Sun Devils scored 11 runs in the first inning sending 14 batters to the plate and never looked back in a 16-0 win over rival Arizona. The win for ASU clinched the series win over the Wildcats, maintaining a streak that has never seen ASU head coach Pat Murphy lose a season series to the Wildcats. ASU pounded out 18 hits and received solid starting pitching effort from freshman Erik Averill. Averill allowed only seven hits in seven scoreless innings to improve to 8-1 on the year. Andre Ethier had a big night going 3-for-5 with four RBI and fell only a single away from hitting for the elusive cycle. Jeff Larish and Ryan Bosch also had home runs in the victory as ASU notched its 49th win of the season.

### GAME 62

#### #4 SUN DEVILS 15, #15 Arizona 2

May 25, 2003 at Packard Stadium

	<u>1</u>	<u>2</u>	<u>3</u>	<u>4</u>	<u>5</u>	<u>6</u>	<u>7</u>	<u>8</u>	<u>9</u>		<u>R</u>	<u>H</u>	<u>E</u>
ARIZ	0	0	1	0	1	0	0	0	0	-	2	9	0
ASU	0	2	2	0	2	4	5	0	x	-	15	12	0

W: Vaughan (9-5); L: Little (4-4); S: None

HR: Ethier 2 (8,9), West (17), Garraabrants (8)

Time: 3:10 Attendance: 3,225 Record: 50-12

**HIGHLIGHTS:** ASU put the finishing touches on a three-game series sweep of rival Arizona with a convincing 15-2 victory over the Wildcats. ASU dominated from the start leading 6-2 after five innings, before exploding for nine runs in the sixth and seventh innings. Jeremy West and Steve Garraabrants each hit grand slam home runs as ASU set the single-season NCAA record at 14. Andre Ethier also hit two home runs and his fourth in the last four games. ASU head coach Pat Murphy has never lost a season series to the Wildcats dating back to his arrival in 1995. Senior RHP Beau Vaughan picked up his ninth win of the year.

### GAME 63

#### #4 SUN DEVILS 14, C. Conn. State 2

May 30, 2003 at Packard Stadium

	<u>1</u>	<u>2</u>	<u>3</u>	<u>4</u>	<u>5</u>	<u>6</u>	<u>7</u>	<u>8</u>	<u>9</u>		<u>R</u>	<u>H</u>	<u>E</u>
CCSU	0	1	0	0	1	0	0	0	0	-	2	10	4
ASU	2	3	3	0	1	1	4	0	x	-	14	16	1

W: Liebeck (8-0); L: Pappariella (7-4); S: Lopez (1)

HR: None

Time: 2:58 Attendance: 3,305 Record: 51-12

**HIGHLIGHTS:** The Sun Devils opened up the NCAA Tournament with a 14-2 win over Central Connecticut State. Andre Ethier went 3-for-4 with three RBI and Dustin Pedroia went 3-for-5 with his 33rd double of the year. Jered Liebeck improved to 8-0 on the year with two scoreless innings out of the bullpen. Junior RHP Javy Lopez picked up his first career save with three innings of shutout ball.

### GAME 64

#### #4 SUN DEVILS 15, New Mexico State 0

May 31, 2003 at Tempe Diablo Stadium

	<u>1</u>	<u>2</u>	<u>3</u>	<u>4</u>	<u>5</u>	<u>6</u>	<u>7</u>	<u>8</u>	<u>9</u>		<u>R</u>	<u>H</u>	<u>E</u>
ASU	0	1	0	0	0	0	2	0	12	-	15	11	0
NMSU	0	0	0	0	0	0	0	0	0	-	0	4	1

W: Vaughan (10-5); L: Cameron (8-5); S: None

HR: None

Time: 3:33 Attendance: 2,410 Record: 52-12

**HIGHLIGHTS:** The Sun Devils scored 12 runs in the ninth inning to turn a pitcher's duel into a rout beating New Mexico State 15-0 in a winner's bracket game of the NCAA Regional held at Tempe Diablo Stadium. ASU led early 1-0 after a two-out, bloop double by Dennis Wyrick and added two more on a two-out, two-run single by Andre Ethier in the seventh. Senior RHP Beau Vaughan notched his 10th win of the year striking out eight in six and one-third scoreless innings. The ASU bullpen (McClellan, Karlter, Schroyer, Arguello) combined for two and two-thirds of no-hit baseball. Jeremy West finished 3-for-5 with three RBI to extend his hitting streak to 20 games. Ethier extended his streak to 19 games. The ASU pitching staff limited allowed a season-low four hits while notching their 10th shutout of the year to lower the staff ERA to 3.21.

### GAME 65

#### #4 SUN DEVILS 16, #15 UNLV 1

June 1, 2003 at Tempe Diablo Stadium

	<u>1</u>	<u>2</u>	<u>3</u>	<u>4</u>	<u>5</u>	<u>6</u>	<u>7</u>	<u>8</u>	<u>9</u>		<u>R</u>	<u>H</u>	<u>E</u>
ASU	6	1	1	2	4	2	0	0	0	-	16	19	1
UNLV	0	0	0	0	0	0	0	0	1	-	1	7	1

W: Thurmond (7-0); L: Lesko (0-3); S: None

HR: Larish (17)

Time: 3:11 Attendance: 2,559 Record: 53-12

**HIGHLIGHTS:** Dustin Pedroia went 3-for-5 and Jeremy West added four hits to help lead the Arizona State Sun Devils to a 16-1 victory over the UNLV Rebels Sunday afternoon at Tempe Diablo Stadium to clinch the NCAA Regional Championship. Pedroia was named the regional most outstanding player going 8-for-16 in the three-game sweep for ASU. West and Andre Ethier each extended their personal best hitting streaks to 21 and 20 games respectively. Senior RHP Ben Thurmond threw five scoreless innings to improve to 7-0 on the year. ASU's pitching staff gave up only three runs in the regional and have a combined 1.00 ERA over the last six games.

### GAME 66

#### #3 CS Fullerton 5, #4 SUN DEVILS 1

June 6, 2003 at Fullerton, Calif.

	<u>1</u>	<u>2</u>	<u>3</u>	<u>4</u>	<u>5</u>	<u>6</u>	<u>7</u>	<u>8</u>	<u>9</u>		<u>R</u>	<u>H</u>	<u>E</u>
ASU	0	0	0	0	1	0	0	0	0	-	1	5	0
CSF	0	4	0	0	0	0	1	0	x	-	5	9	1

W: Windsor (10-2); L: Averill (8-2); S: Cordero (8)

HR: None

Time: 2:33 Attendance: 3,541 Record: 53-13

**HIGHLIGHTS:** Arizona State freshman starting pitcher Erik Averill struck out a career high eight batters, but the NCAA leading Sun Devil offense was limited to a season-low five hits as the No. 7 national seed Cal State Fullerton Titans opened the super regionals with a 5-1 Friday afternoon in front of a record crowd of 3,541 at Goodwin Field. The five hits and one run tied season lows for the Sun Devils. Fullerton starting pitcher Jason Windsor limited the ASU bats to only five hits and one run in seven innings. Closer Chad Cordero nailed down the win with two perfect innings for his eighth save of the year.

### GAME 67

#### #4 SUN DEVILS 7, #3 CS Fullerton 6

June 7, 2003 at Fullerton, Calif.

	<u>1</u>	<u>2</u>	<u>3</u>	<u>4</u>	<u>5</u>	<u>6</u>	<u>7</u>	<u>8</u>	<u>9</u>		<u>R</u>	<u>H</u>	<u>E</u>
CSF	0	0	0	0	2	3	1	0	0	-	6	12	2
ASU	2	0	3	0	2	0	0	0	x	-	7	12	1

W: Thurmond (8-0); L: Schreppe (5-3); S: Schroyer (9)

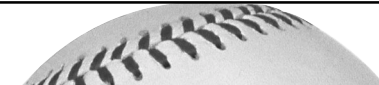
HR: Larish (18), Ethier (10), Burgos (4)

Time: 3:05 Attendance: 3,581 Record: 54-13

**HIGHLIGHTS:** Andre Ethier and Jeff Larish each hit two-run home runs and Ryan Schroyer pitched 2.1 perfect innings to earn his ninth save in a 7-6 ASU win over Cal State Fullerton. The victory forced the decisive game three of the super regional. Ethier (22 games) and Jeremy West (23 games) each extended their hitting streaks with multi-hit games. Senior RHP Ben Thurmond improved to 8-0, giving up two runs in five innings.



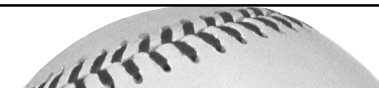
# Sun Devil Baseball 2003 -- Game by Game Statistics



AB-R-H-RBI Breakdown for Arizona State (as of Jun 09, 2003)

Opponent	Date	#10 ALLEN	#19 BOCCHI	#31 BOSCH	#4 BUCK	#16 CADENA	#14 ETHIER	#9 GARRABRA	#39 GOSEWISC	#30 GUERRERO	#27 KARTLER	#11 LARISH	#32 MESA	#2 PEDROIA	#60 SCHOENBE	#20 WALSH	#8 WEST	#5 WYRICK
UHH	Jan 16	5-1-2-1	3-1-2-3	2-0-0-0	3-1-1-0	0-0-0-0	3-0-1-2	4-0-3-1	.....	1-1-1-1	.....	3-2-1-0	3-1-2-1	5-0-1-0	.....	1-0-0-0	4-2-2-0	2-0-0-0
UHH	Jan 17	4-0-0-1	5-1-4-1	2-0-0-0	3-1-1-2	.....	3-0-0-0	3-1-1-1	.....	.....	.....	5-0-1-1	2-1-0-0	4-2-3-2	.....	.....	5-3-2-1	2-1-1-0
UHH	Jan 17	4-1-2-4	1-0-0-0	.....	4-2-2-1	1-1-0-0	3-2-1-1	.....	2-0-2-1	1-1-1-0	1-0-0-0	4-2-3-4	.....	4-2-1-0	.....	4-1-1-0	2-1-0-0	5-1-1-2
UHH	Jan 18	5-2-2-1	.....	2-1-1-4	2-1-1-1	2-1-1-0	3-1-1-3	4-3-2-2	5-2-2-1	3-1-2-1	1-1-0-0	1-1-1-2	6-1-2-1	2-1-2-1	.....	Def..	4-1-1-1	2-1-1-0
UHH	Jan 19	.....	.....	4-1-1-2	3-3-2-0	.....	4-2-4-2	2-2-2-2	3-2-2-1	.....	.....	2-2-2-4	.....	4-1-2-2	.....	1-0-0-0	3-2-1-0	3-1-1-2
UHH	Jan 19	3-2-2-5	4-1-1-2	2-1-1-0	2-1-1-1	3-0-2-1	3-2-2-1	0-0-0-1	Def..	5-3-4-3	1-1-0-0	2-3-1-1	2-1-1-0	2-1-2-1	.....	5-0-0-1	1-2-1-1	1-0-0-0
SDSU	Jan 24	1-1-0-1	2-0-0-0	.....	4-1-3-1	.....	3-0-0-0	3-0-1-0	Def..	1-0-0-1	.....	4-0-1-0	2-0-0-0	5-2-2-3	.....	1-1-1-0	4-0-0-1	1-1-1-0
SDSU	Jan 25	4-0-0-0	.....	Def..	3-0-0-0	.....	5-0-1-1	3-0-0-0	4-0-0-0	.....	.....	4-1-2-1	.....	4-0-2-1	.....	1-1-1-0	3-1-1-1	2-1-2-0
SDSU	Jan 26	5-1-1-2	1-1-0-0	2-1-0-1	2-2-1-0	1-0-0-0	3-5-1-1	6-3-2-4	1-1-1-1	3-1-1-2	.....	4-3-3-9	0-1-0-1	6-1-2-0	1-0-0-0	1-1-1-1	4-3-0-0	.....
LBSU	Jan 31	4-2-1-0	2-0-1-0	1-1-1-0	4-0-3-0	.....	4-1-1-0	3-0-0-0	2-0-1-1	3-0-0-0	.....	2-1-0-1	.....	5-0-2-0	.....	3-0-0-0	.....	3-0-2-2
LBSU	Feb 01	3-0-0-1	4-0-2-1	4-0-1-0	4-0-0-0	.....	2-1-1-0	4-0-0-0	.....	.....	.....	3-1-2-1	3-0-0-0	4-1-1-0	.....	.....	1-0-0-0	.....
LBSU	Feb 02	.....	.....	3-1-0-0	4-0-1-0	.....	3-1-1-0	3-0-2-1	4-0-0-0	.....	.....	4-0-1-0	.....	5-0-0-1	.....	1-0-0-0	3-1-0-0	4-1-1-2
BYU	Feb 06	4-0-0-0	.....	4-1-2-0	4-2-1-1	.....	5-0-1-0	3-2-1-2	3-0-0-0	.....	.....	5-1-3-1	0-0-0-1	4-0-2-0	.....	1-0-0-0	0-0-0-0	3-0-0-0
BYU	Feb 07	Def..	4-1-2-3	5-0-1-1	7-1-3-1	.....	4-2-2-3	1-0-0-0	.....	1-1-1-0	1-0-0-0	3-3-1-1	6-2-4-3	6-2-2-1	.....	0-2-0-0	4-3-2-4	.....
BYU	Feb 08	1-0-0-0	3-1-1-3	2-1-0-1	2-0-0-0	.....	4-1-2-0	2-0-1-0	1-0-0-0	2-1-1-0	.....	3-1-1-1	2-0-1-1	4-0-1-0	.....	0-1-0-0	4-0-1-0	.....
GU	Feb 14	Def..	.....	4-2-1-1	2-0-1-1	.....	2-1-0-0	5-0-2-1	4-2-2-1	0-0-0-0	.....	4-1-2-2	.....	4-1-1-1	.....	.....	3-1-0-0	4-0-2-1
OKST	Feb 15	3-0-2-2	3-1-1-0	Def..	4-1-2-1	.....	5-2-2-0	4-1-1-0	.....	.....	.....	2-1-0-1	3-0-0-1	4-1-1-2	.....	.....	3-1-0-0	.....
OSU	Feb 16	4-1-1-3	2-0-0-0	4-0-1-0	.....	.....	4-2-2-1	3-1-1-3	.....	3-0-1-0	.....	2-1-0-1	.....	4-3-3-1	.....	1-0-0-0	2-0-0-0	2-1-1-0
GU	Feb 17	3-3-1-2	1-0-0-0	2-0-0-1	2-2-2-1	.....	4-2-1-1	6-2-2-6	4-1-2-3	0-1-0-0	1-0-0-0	4-1-1-2	2-3-1-0	3-2-1-0	.....	0-0-0-1	1-0-0-0	2-0-0-0
DAYTON	Feb 21	2-1-0-0	3-1-2-1	3-0-0-0	6-1-2-1	.....	5-1-3-1	3-1-1-2	.....	0-0-0-1	1-0-0-0	4-2-0-1	5-1-3-0	3-1-2-1	.....	0-1-0-0	2-0-1-2	1-0-0-0
UND	Feb 22	.....	3-1-0-1	4-1-1-1	4-0-0-0	.....	5-1-1-0	3-2-0-0	Def..	1-0-0-0	Def..	3-2-2-4	2-3-1-0	5-1-2-2	.....	0-1-0-1	4-4-3-6	Def..
UND	Feb 23	.....	.....	5-1-0-0	4-2-1-1	.....	3-2-1-3	5-1-2-0	5-1-1-2	.....	.....	3-2-2-4	3-0-0-0	6-2-4-0	.....	.....	2-1-1-0	.....
PSU	Feb 28	3-1-2-0	5-1-3-1	4-1-2-0	2-2-1-0	.....	3-0-1-1	3-1-0-0	Def..	3-1-1-3	1-0-0-0	3-3-2-6	3-1-1-0	4-1-1-0	.....	1-0-0-0	2-1-2-0	0-0-0-0
PSU	Mar 01	2-0-0-0	.....	3-1-2-2	2-1-1-0	.....	2-1-0-0	2-2-1-2	3-1-2-2	1-0-0-0	1-0-0-0	2-2-0-0	5-1-2-3	3-2-2-0	Def..	2-0-0-0	3-1-0-1	1-0-0-0
PSU	Mar 02	Def..	4-0-2-2	3-0-0-0	5-1-1-0	.....	4-1-1-1	2-1-1-0	Def..	.....	.....	3-3-2-3	3-2-2-0	5-2-2-2	.....	1-0-1-0	1-1-0-1	.....
CSUN	Mar 06	1-0-1-0	4-0-2-2	2-1-0-1	4-0-0-0	.....	4-0-0-0	3-1-2-1	.....	1-0-1-1	.....	4-3-2-1	2-1-1-0	5-2-4-1	.....	.....	4-1-1-2	3-1-1-0
SUU	Mar 07	5-2-2-2	2-1-0-0	.....	5-3-5-7	.....	4-2-2-1	3-2-3-3	1-1-0-0	1-1-1-0	.....	4-0-1-1	4-3-3-1	4-2-3-2	.....	1-1-0-0	3-0-1-0	1-1-1-1
UTAH	Mar 08	.....	.....	4-0-0-0	3-1-0-0	.....	4-0-0-0	4-2-2-1	4-1-2-2	.....	.....	3-0-1-1	3-0-0-0	3-1-1-0	.....	.....	3-0-1-2	1-1-1-0
CSUN	Mar 09	1-0-0-0	.....	3-2-1-3	3-2-1-0	.....	4-2-1-1	3-0-1-1	2-0-0-0	1-0-0-0	.....	4-1-2-4	1-1-1-0	5-1-2-0	1-0-0-0	2-0-1-0	2-1-2-2	3-2-3-0
OKLA	Mar 14	3-1-1-2	3-1-1-0	0-0-0-0	4-0-0-0	.....	3-0-1-0	3-0-0-0	Def..	2-0-1-0	Def..	3-1-1-0	4-1-2-0	5-0-0-0	.....	1-0-1-1	5-1-3-2	.....
OKLA	Mar 15	5-1-3-2	.....	2-1-0-0	3-1-1-0	.....	Def..	5-0-2-1	4-1-1-1	6-1-3-2	.....	4-1-2-2	.....	4-1-2-0	.....	1-1-1-0	1-1-0-0	6-2-2-2
OKLA	Mar 16	2-1-0-1	1-0-0-0	1-1-1-0	2-0-1-1	.....	4-1-2-1	4-1-1-1	2-1-0-0	4-1-1-1	0-0-0-0	.....	Def..	4-1-2-0	.....	1-0-0-0	3-2-1-1	5-1-1-2
WICHITA	Mar 18	4-0-1-0	1-0-0-0	Def..	4-0-1-2	.....	4-1-1-1	4-0-1-0	4-1-2-0	3-1-1-2	1-0-0-0	.....	0-1-0-0	2-3-1-0	.....	.....	4-0-1-2	3-2-3-0
WICHITA	Mar 19	2-0-1-0	4-0-0-0	Def..	4-1-2-1	.....	3-1-2-0	2-0-0-1	.....	1-0-0-0	.....	3-0-1-0	3-0-0-1	4-0-2-0	.....	1-1-1-0	1-0-0-0	4-0-0-0
STAN	Mar 22	4-1-2-0	1-1-0-0	1-0-0-0	4-1-3-2	.....	4-0-0-1	3-0-0-0	1-0-0-0	.....	.....	4-1-1-0	1-0-0-0	4-2-2-0	.....	2-0-0-0	4-1-0-1	6-0-3-3
STAN	Mar 23	5-1-0-1	1-0-0-0	0-0-0-0	5-0-1-0	.....	4-1-3-3	3-1-1-2	Def..	1-0-0-0	.....	5-0-0-0	3-0-0-0	6-0-3-1	.....	1-0-0-0	5-3-3-0	4-2-3-1
STAN	Mar 24	3-1-1-0	Def..	.....	3-0-0-0	.....	4-0-1-1	4-0-1-0	1-0-0-1	4-0-0-0	.....	4-0-0-0	.....	4-0-1-0	.....	1-0-0-0	.....	3-1-1-0
USC	Mar 28	2-0-0-1	.....	6-1-1-0	4-2-2-1	.....	4-1-2-1	.....	4-3-2-0	1-0-1-0	.....	4-1-2-2	5-0-2-1	5-2-2-0	.....	.....	.....	6-1-3-3
USC	Mar 29	Def..	Def..	1-0-0-1	3-1-3-1	.....	2-1-0-1	4-1-1-1	5-0-0-0	1-0-0-0	.....	2-0-0-1	Def..	5-1-3-0	.....	2-1-1-0	4-0-0-0	5-0-2-0
USC	Mar 30	3-0-0-0	3-0-1-0	Def..	4-0-3-1	.....	4-1-2-1	5-1-3-1	1-0-0-0	3-1-1-1	2-1-1-0	3-2-0-1	.....	4-0-1-1	.....	.....	0-0-0-0	5-0-0-0
UNM	Apr 02	1-1-1-0	0-0-0-0	.....	4-1-1-1	.....	4-0-1-0	1-0-0-0	1-0-0-0	1-0-0-0	2-1-0-0	4-1-1-2	3-1-1-0	4-1-1-2	.....	3-0-0-0	3-1-2-0	5-0-0-0
GCU	Apr 07	3-1-1-0	Def..	2-0-0-0	4-1-1-1	.....	2-1-1-1	4-2-2-3	3-2-3-2	1-0-1-0	1-0-0-0	5-2-2-1	1-0-1-0	5-0-2-0	.....	1-0-0-0	3-0-1-1	3-1-1-1
CAL	Apr 11	2-1-1-4	1-0-0-0	4-2-2-2	4-2-1-1	.....	5-0-3-0	5-1-2-0	3-0-0-1	1-0-0-0	.....	4-2-3-1	1-0-1-1	4-2-2-1	.....	.....	2-0-1-0	4-1-1-0
CAL	Apr 13	.....	.....	2-0-0-1	5-0-0-1	.....	4-1-1-1	3-2-2-0	2-1-0-1	.....	.....	4-1-1-0	.....	4-0-0-0	.....	3-0-3-1	.....	5-1-1-0
CAL	Apr 13	.....	2-2-0-0	3-0-0-0	4-3-3-2	.....	5-0-0-1	4-1-0-0	Def..	1-0-0-0	1-0-0-0	4-0-1-1	0-1-0-0	3-0-1-3	.....	5-2-3-2	.....	2-1-0-0
UCLA	Apr 17	Def..	Def..	.....	5-1-2-0	.....	5-1-4-0	4-1-1-0	3-1-1-2	.....	.....	5-2-1-0	1-0-0-0	4-1-1-2	.....	3-1-1-0	0-0-0-0	5-0-1-2
UCLA	Apr 18	0-0-0-0	3-0-0-0	Def..	3-0-0-0	.....	6-1-2-1	3-0-0-0	1-1-1-0	7-0-3-2	1-0-0-0	5-2-1-0	4-1-3-0	7-1-1-0	.....	4-1-2-1	0-0-0-0	7-0-2-0
UCLA	Apr 19	1-1-1-0	1-1-1-0	Def..	4-2-1-2	.....	6-2-2-3	.....	2-3-2-1	4-2-1-0	.....	5-2-2-5	5-1-1-1	6-3-4-2	.....	4-0-2-2	5-0-4-1	.....
WSU	Apr 25	1-0-0-0	2-0-1-1	1-1-1-1	3-2-1-1	.....	5-2-2-1	5-3-3-3	2-2-1-3	1-0-1-1	1-1-0-0	3-3-2-4	6-1-3-3	5-2-3-1	.....	4-1-1-0	4-3-2-2	1-0-0-0
WSU	Apr 26	.....	.....	1-0-0-0	4-0-2-0	.....	4-1-2-1	2-0-0-0	2-0-0-0	.....	.....	5-1-1-2	4-0-1-0	3-1-1-0	.....	4-1-1-0	5-1-2-2	.....
WSU	Apr 27	4-2-2-0	2-1-0-0	3-1-1-0	3-1-1-0	.....	6-2-2-4	2-2-1-1	2-0-0-0	2-0-0-0	.....	3-2-1-1	2-1-1-0	5-3-3-1	.....	6-5-6-7	7-3-5-9	1-1-1-0
OKLA	Apr 30	2-1-1-4	.....	Def..	4-0-0-0	.....	3-2-1-0	4-2-2-0	2-1-1-0	.....	.....	5-0-1-0	2-1-1-0	4-1-1-3	.....	2-0-0-0	4-0-1-2	2-1-0-0
UCI	May 06	2-0-1-1	1-0-0-0	1-0-0-0	4-0-0-0	.....	4-1-1-0	2-2-1-2	1-0-0-0	1-1-1-0	.....	3-1-2-0	2-1-0-0	4-1-2-1	1-0-0-0	3-1-1-0	4-2-2-4	1-1-1-0
OSU	May 12	2-0-0-0	.....	Def..	5-2-2-3	.....	4-3-2-2	4-1-2-0	5-2-1-1	.....	.....	4-2-2-3	3-0-1-0	3-3-2-1	.....	2-0-0-0	6-1-1-1	3-0-0-0
OSU	May 13	.....	.....	2-0-0-0	4-0-0-0	.....	4-0-2-1	3-0-0-0	4-0-1-0	2-0-1-0	.....	3-0-1-0	.....	5-1-2-0	.....	1-0-0-0	3-0-2-0	3-0-1-0
OSU	May 14	.....	.....	.....	3-0-0-0	.....	4-2-1-0	5-2-2-2	3-2-3-3	1-1-1-2	.....	3-1-1-1	4-2-2-1	6-0-3-1	.....	6-2-3-1	3-0-1-0	.....
WASH	May 17	.....	1-0-0-0	1-0-0-0	1-0-0-0	.....	4-0-2-0	3-1-2-0	3-0-1-1	.....	.....	4-0-0-0	3-0-0-0	4-0-0-0	.....	4-0-0-0	3-0-1-0	1-0-0-0
WASH	May 18	.....	.....	Def..	4-1-2-1	.....	3-1-2-3	5-0-1-1	4-2-1-0	4-0-0-2	.....	5-1-0-0	4-1-1-1	5-4-3-2	.....	.....	4-1-2-1	1-0-0-0
WASH	May 19	.....	.....	.....	4-1-2-1	.....	5-1-2-1	2-0-1-0	3-1-1-1	5-1-1-0	.....	5-0-3-0	4-0-2-0	5-0-3-0	.....	1-0-0-0	5-0-1-1	1-0-0-0
ARIZ	May 23	.....	.....	Def..	3-0-2-0	.....	4-0-1-1	.....	4-0-2-2	.....	.....	3-1-2-0	4-1-1-0	3-1-1-0	.....	4-0-0-0	3-1-1-0	4-1-1-1
ARIZ	May 24	.....	Def..	1-1-1-1	3-1-0-0	.....	5-2-3-4	.....	3-1-2-2	.....	1-0-0-0	4-2-2-2	4-1-0-1	6-3-2-1	1-0-0-0	4-2-2-1	3-2-2-2	5-1-4-1
ARIZ	May 25	.....	1-0-0-0	4-2-1-0	.....	.....	3-3-2-2	4-2-1-4	.....	4-1-0-								

# Sun Devil Baseball 2003 -- Game by Game Statistics




IP-H-R-ER-BB-SO Breakdown for Arizona State (as of Jun 09, 2003)

Opponent	Date	#48 ARGUELLO	#45 AVERILL	#55 BEATTY	#49 BORDES	#27 KARTLER	#22 LEAF	#47 LIEBECK
Hawaii-Hilo	Jan 16	.....	.....	1.0- 0- 0- 0- 1- 2	1.2- 0- 0- 0- 2- 2	.....	.....	.....
Hawaii-Hilo	Jan 17	.....	.....	0.0- 2- 0- 0- 0- 0	.....	.....	2.0- 3- 2- 2- 2- 0*	.....
Hawaii-Hilo	Jan 17	.....	.....	.....	.....	.....	.....	6.0- 7- 2- 2- 2- 7*
Hawaii-Hilo	Jan 18	.....	7.1- 1- 2- 0- 2- 7*	.....	.....	.....	.....	.....
Hawaii-Hilo	Jan 19	.....	.....	.....	.....	.....	.....	.....
Hawaii-Hilo	Jan 19	1.0- 3- 4- 4- 2- 0	.....	.....	1.0- 1- 1- 1- 1- 1	2.0- 0- 0- 0- 0- 4*	.....	.....
San Diego State	Jan 24	.....	.....	.....	.....	0.0- 1- 2- 2- 1- 0	.....	.....
San Diego State	Jan 25	.....	.....	.....	.....	.....	.....	5.0- 5- 1- 1- 1- 2*
San Diego State	Jan 26	0.2- 1- 1- 1- 0- 1	4.0- 1- 0- 0- 0- 4*	.....	0.1- 1- 0- 0- 1- 0	0.2- 4- 7- 7- 3- 1	1.0- 0- 0- 0- 0- 2	.....
Long Beach State	Jan 31	1.0- 2- 3- 1- 0- 0	.....	.....	0.1- 2- 1- 1- 0- 0	1.0- 0- 0- 0- 1- 2	.....	.....
Long Beach State	Feb 01	.....	.....	.....	.....	.....	.....	9.0- 3- 0- 0- 1- 2*
Long Beach State	Feb 02	.....	6.2- 6- 2- 0- 1- 1*	.....	.....	.....	.....	.....
BYU	Feb 06	.....	.....	.....	.....	.....	.....	.....
BYU	Feb 07	.....	.....	1.0- 0- 0- 0- 0- 1	.....	.....	1.0- 1- 0- 0- 0- 0	4.0- 7- 6- 3- 3- 4*
BYU	Feb 08	.....	2.1- 6- 4- 4- 1- 1*	.....	1.1- 0- 0- 0- 0- 3	.....	.....	.....
Gonzaga	Feb 14	.....	.....	.....	.....	.....	.....	.....
Oklahoma State	Feb 15	.....	.....	.....	2.0- 2- 1- 1- 3- 2	0.1- 0- 0- 0- 0- 0	.....	.....
Oregon State	Feb 16	1.0- 1- 0- 0- 0- 2	.....	.....	.....	0.2- 0- 0- 0- 1- 1	1.0- 1- 0- 0- 0- 1	5.0- 6- 3- 3- 3- 1*
Gonzaga	Feb 17	.....	2.0- 4- 3- 3- 2- 2*	2.0- 1- 0- 0- 0- 1	.....	.....	.....	.....
Dayton	Feb 21	.....	2.0- 0- 1- 0- 1- 1	.....	.....	.....	.....	7.0- 5- 0- 0- 2- 6*
Notre Dame	Feb 22	.....	.....	.....	2.1- 1- 0- 0- 2- 3	.....	.....	.....
Notre Dame	Feb 23	.....	.....	0.0- 0- 1- 1- 0- 0	.....	.....	.....	.....
Penn State	Feb 28	1.0- 0- 0- 0- 0- 1	5.2- 3- 0- 0- 0- 6	.....	.....	.....	.....	2.1- 3- 0- 0- 1- 1*
Penn State	Mar 01	.....	.....	1.0- 1- 0- 0- 2- 2	.....	1.0- 0- 0- 0- 1- 2	.....	.....
Penn State	Mar 02	.....	.....	.....	0.2- 2- 0- 0- 0- 2	.....	.....	.....
CS Northridge	Mar 06	.....	6.0- 7- 2- 2- 1- 5*	.....	.....	.....	.....	.....
Southern Utah	Mar 07	1.0- 0- 0- 0- 0- 2	.....	.....	.....	.....	1.0- 0- 0- 0- 1- 1	.....
Utah	Mar 08	.....	.....	.....	.....	.....	.....	.....
CS Northridge	Mar 09	.....	.....	.....	2.0- 0- 0- 0- 1- 1	0.1- 0- 0- 0- 1- 1	.....	5.0- 5- 2- 2- 1- 4*
Oklahoma	Mar 14	.....	.....	.....	1.0- 1- 0- 0- 1- 1	.....	.....	.....
Oklahoma	Mar 15	1.0- 0- 0- 0- 0- 2	.....	0.1- 0- 0- 0- 0- 0	.....	1.1- 1- 1- 1- 0- 3	.....	5.1- 9- 2- 2- 1- 4*
Oklahoma	Mar 16	2.0- 2- 0- 0- 0- 2	5.0- 3- 1- 0- 2- 3*	.....	1.0- 1- 1- 1- 0- 2	.....	.....	.....
Wichita State	Mar 18	0.1- 0- 1- 0- 1- 0	.....	.....	.....	.....	.....	.....
Wichita State	Mar 19	.....	.....	1.0- 3- 4- 4- 2- 2*	1.0- 1- 2- 2- 1- 0	2.0- 1- 0- 0- 0- 4	.....	.....
Stanford	Mar 22	.....	4.0- 7- 2- 2- 0- 5*	.....	.....	0.1- 0- 0- 0- 0- 0	.....	.....
Stanford	Mar 23	.....	.....	.....	1.0- 0- 0- 0- 0- 0	.....	.....	1.0- 4- 3- 3- 0- 0*
Stanford	Mar 24	1.2- 0- 0- 0- 0- 2	.....	.....	0.1- 1- 0- 0- 1- 0	0.1- 1- 0- 0- 0- 0	.....	.....
USC	Mar 28	2.1- 1- 0- 0- 0- 3- 2	.....	.....	0.1- 0- 0- 0- 0- 0	0.2- 0- 0- 0- 0- 1	.....	.....
USC	Mar 29	.....	6.0- 7- 5- 5- 0- 3*	.....	.....	0.1- 1- 0- 0- 0- 0	.....	.....
USC	Mar 30	1.0- 3- 1- 1- 0- 0	.....	.....	0.1- 2- 1- 1- 1- 0	0.0- 0- 0- 0- 1- 0	.....	.....
New Mexico	Apr 02	.....	.....	.....	0.2- 1- 1- 1- 2- 2	.....	.....	.....
Grand Canyon	Apr 07	0.1- 0- 0- 0- 0- 1	1.0- 0- 0- 0- 0- 1	.....	.....	0.1- 1- 1- 1- 0- 0	0.2- 0- 0- 0- 0- 0	1.0- 1- 0- 0- 0- 1
California	Apr 11	.....	7.0-10- 2- 2- 3- 0*	.....	.....	.....	.....	.....
California	Apr 13	.....	.....	.....	.....	.....	.....	.....
California	Apr 13	0.0- 0- 1- 1- 1- 0	.....	.....	1.0- 1- 0- 0- 2- 0	.....	.....	6.0- 4- 0- 0- 1- 4*
UCLA	Apr 17	.....	2.2- 6- 5- 5- 0- 1*	.....	0.2- 0- 0- 0- 0- 1	.....	.....	.....
UCLA	Apr 18	1.0- 1- 1- 1- 1- 1	.....	.....	1.0- 0- 1- 1- 0- 0	.....	.....	3.1- 3- 1- 1- 0- 6
UCLA	Apr 19	.....	.....	.....	.....	1.0- 0- 0- 0- 1- 1	.....	.....
Washington State	Apr 25	.....	.....	.....	.....	.....	.....	.....
Washington State	Apr 26	0.2- 0- 0- 0- 0- 2	.....	.....	0.1- 0- 0- 0- 2- 0	.....	.....	7.0- 3- 1- 1- 3- 5*
Washington State	Apr 27	.....	.....	.....	1.0- 1- 0- 0- 1- 2	1.0- 0- 0- 0- 0- 1	.....	.....
Oklahoma	Apr 30	0.1- 3- 2- 2- 0- 1	3.0- 4- 2- 2- 2- 2*	.....	.....	2.0- 1- 0- 0- 0- 2	.....	.....
UC Irvine	May 06	.....	.....	.....	.....	0.2- 2- 0- 0- 0- 0	.....	2.0- 1- 0- 0- 1- 1
Oregon State	May 12	.....	.....	.....	.....	2.0- 2- 0- 0- 1- 2	.....	.....
Oregon State	May 13	0.1- 0- 1- 1- 1- 0	.....	.....	.....	.....	.....	.....
Oregon State	May 14	2.1- 1- 1- 0- 1- 1	.....	.....	1.0- 3- 2- 0- 0- 1	0.0- 0- 0- 0- 0- 0	.....	2.0- 5- 3- 3- 0- 0*
Washington	May 17	.....	5.0- 5- 5- 5- 1- 4*	.....	.....	.....	.....	2.0- 0- 0- 0- 2- 1
Washington	May 18	.....	.....	.....	2.0- 0- 0- 0- 3- 1	.....	.....	.....
Washington	May 19	0.2- 0- 0- 0- 0- 1	.....	.....	.....	.....	.....	1.0- 1- 1- 1- 0- 1
Arizona	May 23	1.2- 0- 0- 0- 0- 1	.....	.....	.....	.....	.....	.....
Arizona	May 24	.....	7.0- 7- 0- 0- 1- 6*	.....	.....	.....	.....	.....
Arizona	May 25	.....	.....	.....	0.2- 0- 1- 1- 2- 1	1.0- 1- 0- 0- 1- 0	.....	1.0- 1- 0- 0- 0- 0
Central Conn. Stat	May 30	.....	.....	.....	.....	.....	.....	2.0- 1- 0- 0- 1- 3
New Mexico State	May 31	1.0- 0- 0- 0- 0- 2	.....	.....	.....	0.2- 0- 0- 0- 1- 0	.....	.....
UNLV	Jun 01	.....	2.0- 1- 0- 0- 0- 1	.....	1.0- 0- 0- 0- 0- 1	.....	.....	.....
CS Fullerton	Jun 06	.....	6.1- 9- 5- 5- 1- 8*	.....	.....	.....	.....	.....
CS Fullerton	Jun 07	1.2- 1- 1- 1- 0- 0	.....	.....	.....	.....	.....	.....
CS Fullerton	Jun 08	.....	.....	.....	2.0- 0- 0- 0- 2- 1	0.0- 0- 0- 0- 0- 0	.....	1.0- 3- 3- 3- 1- 1



# Sun Devil Baseball 2003 -- Game by Game Statistics




IP-H-R-ER-BB-SO Breakdown for Arizona State (as of Jun 09, 2003)

Opponent	Date	#3 LOPEZ, J	#15 MCCLELLAN	#38 PERRAULT	#12 SCHROYER	#41 SOPKO	#40 THURMOND	#26 VAUGHAN
Hawaii-Hilo	Jan 16	1.0- 2- 0- 0- 0- 2	2.0- 0- 0- 0- 1- 0	.....	2.1- 1- 0- 0- 1- 4	2.1- 2- 0- 0- 2- 4*	.....	1.0- 0- 0- 0- 0- 3
Hawaii-Hilo	Jan 17	.....	.....	.....	.....	.....	.....	4.2- 3- 3- 3- 1- 9
Hawaii-Hilo	Jan 17	1.0- 0- 0- 0- 0- 0	.....	.....	.....	.....	.....	.....
Hawaii-Hilo	Jan 18	.....	.....	.....	.....	.....	.....	.....
Hawaii-Hilo	Jan 19	.....	.....	.....	.....	.....	.....	.....
Hawaii-Hilo	Jan 19	.....	.....	.....	.....	.....	.....	.....
San Diego State	Jan 24	.....	2.0- 1- 0- 0- 2- 3	.....	1.0- 0- 0- 0- 0- 2	.....	.....	.....
San Diego State	Jan 25	.....	3.1- 5- 1- 1- 1- 5	.....	1.0- 1- 0- 0- 0- 2	4.2- 6- 2- 2- 1- 4*	.....	.....
San Diego State	Jan 26	.....	0.2- 1- 0- 0- 0- 1	.....	.....	.....	.....	3.1- 3- 2- 2- 1- 3
San Diego State	Jan 26	1.1- 2- 1- 1- 0- 2	.....	.....	.....	1.0- 0- 0- 0- 0- 2	.....	.....
Long Beach State	Jan 31	.....	1.0- 2- 3- 3- 2- 1	.....	.....	3.0- 5- 0- 0- 0- 2*	.....	1.2- 3- 4- 4- 1- 1
Long Beach State	Feb 01	.....	.....	.....	.....	.....	.....	.....
Long Beach State	Feb 02	.....	.....	.....	.....	.....	.....	.....
BYU	Feb 06	1.0- 1- 0- 0- 0- 1	1.0- 1- 2- 2- 3- 2	.....	1.0- 1- 0- 0- 0- 1	.....	.....	1.1- 0- 0- 0- 0- 0
BYU	Feb 07	.....	1.0- 1- 0- 0- 2- 2	.....	0.1- 0- 0- 0- 0- 0	4.0- 4- 1- 1- 1- 2*	.....	2.2- 3- 2- 0- 2- 1
BYU	Feb 08	1.2- 2- 0- 0- 1- 0	.....	.....	2.0- 1- 0- 0- 1- 3	.....	2.0- 0- 0- 0- 0- 1	1.2- 1- 0- 0- 0- 2
Gonzaga	Feb 14	.....	.....	.....	.....	7.0- 3- 0- 0- 0- 5	2.0- 5- 4- 2- 0- 1*	.....
Oklahoma State	Feb 15	0.2- 1- 1- 1- 1- 0	.....	.....	1.0- 1- 0- 0- 0- 0	.....	.....	5.0- 5- 1- 1- 2- 8*
Oregon State	Feb 16	0.1- 0- 0- 0- 0- 0	1.0- 1- 1- 1- 0- 0	.....	.....	.....	.....	.....
Gonzaga	Feb 17	.....	2.0- 4- 2- 2- 3- 1	.....	.....	3.0- 4- 0- 0- 0- 2	.....	.....
Dayton	Feb 21	.....	.....	.....	.....	.....	.....	.....
Notre Dame	Feb 22	.....	.....	.....	1.0- 1- 0- 0- 0- 3	.....	.....	5.2- 4- 3- 1- 4- 6*
Notre Dame	Feb 23	1.0- 2- 2- 2- 0- 0	.....	.....	3.0- 3- 0- 0- 0- 2	0.0- 4- 4- 4- 0- 0	5.0- 4- 1- 1- 0- 4*	.....
Penn State	Feb 28	.....	.....	.....	.....	.....	.....	.....
Penn State	Mar 01	1.0- 1- 0- 0- 0- 0	5.0- 6- 1- 1- 2- 5*	.....	.....	1.0- 0- 0- 0- 0- 2	.....	.....
Penn State	Mar 02	.....	.....	.....	1.1- 1- 0- 0- 0- 3	.....	5.0- 3- 2- 1- 1- 3*	2.0- 5- 5- 5- 1- 0
CS Northridge	Mar 06	2.0- 1- 0- 0- 0- 1	1.0- 0- 0- 0- 0- 3	.....	.....	.....	.....	.....
Southern Utah	Mar 07	.....	.....	.....	.....	5.0- 5- 0- 0- 1- 4*	.....	.....
Utah	Mar 08	.....	.....	.....	1.0- 0- 0- 0- 0- 3	.....	3.2- 6- 4- 4- 2- 8*	4.1- 1- 0- 0- 0- 5
CS Northridge	Mar 09	0.2- 2- 0- 0- 0- 0	1.0- 1- 0- 0- 1- 1	.....	.....	.....	.....	.....
Oklahoma	Mar 14	.....	0.0- 0- 0- 0- 2- 0	.....	0.2- 0- 0- 0- 0- 0	0.2- 1- 1- 1- 0- 0	5.1- 6- 3- 3- 0- 6*	1.1- 1- 2- 0- 1- 3
Oklahoma	Mar 15	.....	.....	.....	1.0- 1- 0- 0- 0- 1	.....	.....	.....
Oklahoma	Mar 16	.....	.....	.....	.....	.....	.....	1.0- 1- 0- 0- 0- 1
Wichita State	Mar 18	.....	3.0- 3- 0- 0- 3- 4*	.....	1.0- 1- 1- 0- 2- 0	0.2- 1- 0- 0- 0- 2	.....	4.0- 3- 0- 0- 0- 7
Wichita State	Mar 19	.....	.....	.....	.....	5.0- 3- 0- 0- 1- 2	.....	.....
Stanford	Mar 22	.....	.....	.....	3.0- 1- 0- 0- 0- 2	.....	.....	3.2- 5- 4- 4- 2- 7
Stanford	Mar 23	.....	4.0- 4- 3- 3- 1- 3	1.0- 0- 0- 0- 0- 1	1.0- 2- 1- 1- 0- 0	2.0- 3- 2- 2- 1- 3	.....	.....
Stanford	Mar 24	.....	.....	.....	.....	0.0- 2- 2- 2- 0- 0	6.2- 9- 2- 2- 0- 5*	4.2- 8- 4- 4- 1- 3*
USC	Mar 28	.....	.....	1.0- 0- 0- 0- 1- 2	.....	.....	.....	.....
USC	Mar 29	.....	.....	.....	2.1- 3- 1- 1- 2- 0	.....	.....	.....
USC	Mar 30	.....	1.1- 1- 1- 1- 1- 0	.....	1.2- 3- 1- 1- 0- 0	.....	4.2- 3- 1- 1- 3- 0*	3.2- 6- 8- 5- 1- 3*
New Mexico	Apr 02	.....	4.1- 3- 1- 1- 2- 5	.....	.....	0.1- 2- 1- 1- 0- 0	.....	.....
Grand Canyon	Apr 07	.....	5.0- 1- 1- 1- 0- 7*	.....	0.1- 0- 0- 0- 0- 1	.....	.....	.....
California	Apr 11	.....	.....	.....	.....	2.0- 1- 1- 0- 3- 2	.....	.....
California	Apr 13	.....	.....	.....	.....	.....	3.0- 2- 0- 0- 5- 3*	6.0- 3- 0- 0- 2- 3
California	Apr 13	.....	.....	.....	2.0- 5- 0- 0- 1- 2	.....	.....	.....
UCLA	Apr 17	.....	.....	.....	0.1- 0- 0- 0- 1- 0	.....	.....	5.1- 5- 4- 4- 1- 10
UCLA	Apr 18	.....	3.0- 6- 4- 3- 2- 4*	.....	4.2- 3- 1- 1- 2- 5	.....	.....	.....
UCLA	Apr 19	.....	.....	.....	.....	1.0- 0- 0- 0- 0- 0	7.0- 5- 1- 1- 2- 7*	6.0- 3- 0- 0- 2- 8*
Washington State	Apr 25	2.0- 3- 0- 0- 0- 0	1.0- 0- 0- 0- 0- 1	.....	.....	.....	.....	.....
Washington State	Apr 26	.....	.....	.....	2.0- 2- 2- 2- 3- 3	.....	.....	.....
Washington State	Apr 27	.....	1.0- 1- 0- 0- 0- 0	.....	.....	1.0- 0- 0- 0- 0- 0	4.0- 1- 0- 0- 2- 4*	3.0- 1- 0- 0- 1- 5
Oklahoma	Apr 30	.....	0.2- 2- 0- 0- 0- 0	.....	.....	.....	.....	.....
UC Irvine	May 06	.....	1.1- 0- 1- 1- 1- 2	.....	2.0- 0- 0- 0- 2- 4	.....	3.0- 3- 0- 0- 1- 1*	.....
Oregon State	May 12	.....	3.2- 2- 0- 0- 3- 2	.....	.....	.....	3.1- 7- 4- 3- 1- 1*	5.0- 5- 5- 5- 4- 5*
Oregon State	May 13	.....	.....	.....	.....	2.2- 1- 0- 0- 0- 2	.....	.....
Oregon State	May 14	.....	.....	.....	3.2- 3- 1- 1- 1- 4	.....	.....	.....
Washington	May 17	0.2- 1- 0- 0- 1- 0	.....	.....	.....	0.1- 0- 0- 0- 0- 1	.....	.....
Washington	May 18	.....	5.0- 3- 1- 1- 0- 1	.....	.....	.....	2.0- 4- 2- 2- 1- 0*	4.0- 7- 5- 5- 2- 2*
Washington	May 19	.....	.....	.....	2.0- 1- 0- 0- 3- 2	0.1- 0- 0- 0- 0- 0	.....	.....
Arizona	May 23	.....	.....	.....	1.0- 1- 0- 0- 0- 1	.....	6.1- 5- 2- 2- 2- 5*	.....
Arizona	May 24	.....	.....	.....	.....	2.0- 0- 0- 0- 0- 0	.....	4.0- 4- 1- 1- 0- 2*
Arizona	May 25	1.0- 2- 0- 0- 0- 0	1.1- 1- 0- 0- 0- 2	.....	.....	.....	.....	.....
Central Conn. Stat	May 30	3.0- 2- 0- 0- 2- 1	.....	.....	.....	4.0- 7- 2- 1- 3- 4*	.....	6.1- 4- 0- 0- 4- 8*
New Mexico State	May 31	.....	0.2- 0- 0- 0- 0- 1	.....	0.1- 0- 0- 0- 0- 1	.....	.....	.....
UNLV	Jun 01	.....	.....	.....	1.0- 3- 1- 1- 0- 1	.....	5.0- 3- 0- 0- 3- 2*	.....
CS Fullerton	Jun 06	.....	.....	.....	.....	1.2- 0- 0- 0- 0- 1	.....	.....
CS Fullerton	Jun 07	.....	0.0- 3- 3- 3- 0- 0	.....	2.1- 0- 0- 0- 0- 2	.....	5.0- 8- 2- 2- 1- 1*	1.0- 4- 4- 4- 1- 0*
CS Fullerton	Jun 08	1.1- 1- 0- 0- 0- 2	2.2- 2- 0- 0- 1- 2	.....	.....	.....	.....	.....





# Sun Devil Baseball 2003 -- Career/Season Statistics



	SEASON													CAREER													
Player	AVG	GP-GS	AB	R	H	2B	3B	HR	RBI	BB	HBP	SO	SB-ATT	AVG	GP-GS	AB	R	H	2B	3B	HR	RBI	BB	HBP	SO	SB-ATT	
2 Dustin Pedroia...	.404	68-68	297	83	120	34	3	4	52	36	6	13	3-7	.379	126-126	533	134	202	47	5	5	97	60	11	32	8-16	
8 Jeremy West.....	.381	63-55	202	66	77	10	1	17	71	45	12	33	2-4	.353	168-146	550	155	194	36	9	36	176	95	26	87	4-7	
14 Andre Ethier.....	.377	68-67	260	75	98	13	4	10	68	52	9	30	7-11	.371	116-115	442	113	164	27	7	14	118	84	12	50	8-15	
11 Jeff Larish.....	.372	65-64	234	80	87	18	2	18	95	78	6	42	3-5	.356	99-97	362	111	129	22	5	21	119	107	6	61	3-6	
32 Frank Mesa.....	.364	54-36	143	39	52	6	1	1	23	23	2	21	2-3	.364	54-36	143	39	52	6	1	1	23	23	2	21	2-3	
30 Mike Guerrero....	.358	46-14	95	23	34	12	2	2	30	9	2	18	0-0	.358	46-14	95	23	34	12	2	2	30	9	2	18	0-0	
20 Nick Walsh.....	.353	56-26	119	37	42	7	1	0	23	22	8	14	3-5	.292	141-61	274	82	80	12	1	1	47	73	20	35	9-15	
5 Dennis Wyrick....	.345	58-35	174	36	60	8	4	1	35	10	7	29	7-8	.338	188-156	580	120	196	22	6	1	101	57	15	101	18-23	
39 Tuffy Gosewisch..	.340	59-45	144	41	49	9	0	2	41	22	9	19	2-2	.295	89-57	183	47	54	9	0	2	43	26	9	31	2-2	
4 Travis Buck.....	.326	66-65	239	59	78	13	3	4	46	35	11	28	12-14	.326	66-65	239	59	78	13	3	4	46	35	11	28	12-14	
9 Steve Garabrants	.324	62-58	213	56	69	16	3	8	59	25	5	38	23-28	.324	161-142	555	142	180	36	15	10	115	81	15	106	55-75	
19 Joel Bocchi.....	.318	43-22	85	17	27	7	0	2	21	11	4	23	1-1	.292	60-30	113	20	33	8	1	2	24	17	5	28	1-1	
10 Rod Allen.....	.305	46-28	118	31	36	4	1	6	41	12	4	14	3-5	.323	153-123	507	118	164	33	4	18	144	43	22	70	23-32	
31 Ryan Bosch.....	.209	59-28	115	30	24	2	0	5	24	14	2	36	5-7	.209	59-28	115	30	24	2	0	5	24	14	2	36	5-7	
-----																											
12 Ryan Schroyer....	1.000	1-0	1	1	1	0	0	0	0	0	0	0	0-0	1.000	68-11	1	1	1	0	0	0	0	0	0	0	0-0	
16 Nick Cadena.....	.429	5-0	7	2	3	1	0	0	1	2	0	1	0-0	.253	43-19	99	16	25	3	0	6	29	8	1	24	1-1	
27 Bryce Kartler....	.053	20-2	19	5	1	0	0	0	0	9	0	9	1-1	.195	105-19	41	9	8	3	0	0	9	18	3	15	1-1	
60 Garrett Schoenber	.000	5-0	4	0	0	0	0	0	0	0	0	2	0-0	.125	9-0	8	0	1	0	0	0	0	0	0	3	0-0	
59 Aaron Klusman....	.000	2-0	1	0	0	0	0	0	0	0	1	1	0-0	.000	42-0	1	0	0	0	0	0	0	0	1	1	0-0	
40 Ben Thurmond....	.000	1-0	1	0	0	0	0	0	0	0	0	0	0-0	.000	20-16	1	0	0	0	0	0	0	0	0	0	0-0	
48 Carlos Arguello..	.000	2-0	0	0	0	0	0	0	0	0	0	0	0-0	.000	39-3	0	0	0	0	0	0	0	0	0	0	0-0	
26 Beau Vaughan.....	.000	1-0	0	0	0	0	0	0	0	1	0	0	0-0	.000	27-10	0	0	0	0	0	0	0	1	0	0	0-0	
-----																											
Totals.....	.347	68-68	2471	682	858	160	25	80	630	406	88	371	74-101														
Opponents.....	.252	68-68	2264	256	571	96	22	42	242	233	61	530	50-77														

(All games Sorted by Earned run avg)

Player	ERA	W-L	APP	GS	CG	SHO/CBO	SV	IP	H	R	ER	BB	SO	ERA	W-L	APP	GS	CG	SHO/CBO	SV	IP	H	R	ER	BB	SO	
12 Ryan Schroyer....	1.53	5-2	30	0	0	0/1	9	47.0	39	9	8	19	52	3.11	11-5	68	11	0	0/3	17	136.0	117	50	47	76	156	
41 Mark Sopko.....	2.30	3-2	25	7	0	0/5	0	54.2	52	16	14	13	43	3.55	5-4	50	7	0	0/5	1	88.2	85	41	35	30	69	
40 Ben Thurmond....	2.73	8-0	20	16	0	0/3	0	79.0	79	28	24	25	58	2.73	8-0	20	16	0	0/3	0	79.0	79	28	24	25	58	
47 Jered Liebeck....	2.88	8-0	21	13	1	1/1	0	78.0	77	28	25	24	54	4.06	13-4	52	28	1	1/1	1	161.2	180	84	73	53	114	
45 Erik Averill.....	3.66	8-2	20	15	0	0/3	0	86.0	87	41	35	19	61	3.66	8-2	20	15	0	0/3	0	86.0	87	41	35	19	61	
15 Robbie McClellan.	3.70	7-0	28	4	0	0/4	0	58.1	54	25	24	33	57	4.35	14-6	49	18	2	1/4	1	155.1	148	84	75	84	148	
26 Beau Vaughan.....	4.68	10-6	26	10	0	0/4	0	92.1	88	57	48	34	105	4.68	10-6	26	10	0	0/4	0	92.1	88	57	48	34	105	
-----																											
38 Josh Perrault....	0.00	0-0	2	0	0	0/0	0	2.0	0	0	0	1	3	5.84	0-0	11	2	0	0/1	0	12.1	20	9	8	4	11	
31 Ryan Bosch.....	0.00	0-0	2	0	0	0/0	0	1.0	4	1	0	1	1	0.00	0-0	2	0	0	0/0	0	1.0	4	1	0	1	1	
3 Javy Lopez.....	1.83	1-0	16	0	0	0/2	1	19.2	23	4	4	5	9	1.83	1-0	16	0	0	0/2	1	19.2	23	4	4	5	9	
22 Matt Leaf.....	2.70	0-0	6	1	0	0/1	0	6.2	5	2	2	3	4	2.70	0-0	6	1	0	0/1	0	6.2	5	2	2	3	4	
49 Brett Bordes....	3.21	1-1	27	0	0	0/2	0	28.0	21	12	10	28	27	3.21	1-1	27	0	0	0/2	0	28.0	21	12	10	28	27	
48 Carlos Arguello..	4.88	3-0	23	0	0	0/3	0	24.0	19	17	13	10	23	3.08	8-1	37	3	1	0/3	0	64.1	57	27	22	19	53	
27 Bryce Kartler....	5.03	0-0	25	1	0	0/2	0	19.2	16	11	11	13	25	5.62	4-5	75	14	0	0/2	5	137.2	140	102	86	85	141	
55 Chris Beatty.....	7.11	0-1	8	1	0	0/1	0	6.1	7	5	5	5	8	7.11	0-1	8	1	0	0/1	0	6.1	7	5	5	5	8	
-----																											
Totals.....	3.32	54-14	68	68	1	10/9	10	602.2	571	256	222	233	530														
Opponents.....	8.99	14-54	68	68	2	0/0	7	575.2	858	682	575	406	371														



# Sun Devil Baseball 2003

## Position Players 2003 Single Game and Career Highs

### #2 Dustin Pedroia, SS (Woodland, Calif.)

Category	2003 Best	Career Best (last)
At Bats	7 (UCLA; 4/18)	Same
Runs	4 (WASH; 5/18)	Same
Hits	4 - 3x (UCLA; 4/19)	4 - 5x (UCLA; 4/19/03)
RBI	3 - 2x (OKLA; 4/30)	Same
BB	3 (WST; 3/18)	Same
SB	1 (UHH; 1/17)	1 - 6x (UHH; 1/17/03)
2B	3 (CSUN; 3/6)	Same
HR	1 - 4x 4 (WASH; 5/18)	1 - 5x 4 (WASH; 5/18/03)
Hit Streak	17	22 games

### #4 Travis Buck, OF (Richland, Wash.)

Category	2003 Best	Career Best (last)
At Bats	7 (BYU; 2/7)	Same
Runs	3 - 2x (SUU; 2/7)	Same
Hits	5 (SUU; 2/7)	Same
RBI	7 (SUU; 2/7)	Same
BB	2 (SDSU; 1/25)	Same
SB	2 - 2x (SUU; 2/7)	Same
2B	2 (SDSU; 1/24)	None
HR	1 - 4x (OSU; 5/12)	Same
Hit Streak	7 games	Same

### #5 Dennis Wyrick, 3B (Azusa, Calif.)

Category	2003 Best	Career Best (last)
At Bats	7 (UCLA; 4/18)	Same
Runs	2 - 2x (OKLA; 3/15)	3 - 2x (LMU; 3/1/02)
Hits	4 (ARIZ; 5/24)	4 - 2x (ARIZ; 5/24/03)
RBI	3 - 2x (UNLV; 6/1)	3 - 5x (UNLV; 6/1/03)
BB	2 - 2x (WST; 3/18)	3 (Cal; 3/25/00)
SB	2 (WSU; 3/18)	Same
2B	2 (ARIZ; 5/24)	2 - 2x (ARIZ; 5/24/03)
HR	1 (UHH; 1/17)	Same
Hit Streak	8 games	9 games

### #8 Jeremy West, DH/1B (Las Vegas, Nev.)

Category	2003 Best	Career Best (last)
At Bats	7 (WSU; 4/27)	Same
Runs	4 (ND; 2/22)	4 - 4x (ND; 2/22/03)
Hits	5 (WSU; 4/27)	Same
RBI	9 (WSU; 4/27)	Same
BB	4 (OKLA; 3/15)	Same
SB	1 - 2x (ND; 2/22)	2 (SUU; 2/1/01)
2B	1 - 10x (CSF; 6/8)	2 - 2x (PORT; 5/14/02)
HR	2 - 3x (UCI; 5/6)	2 - 3x (UCI; 5/6/03)
Hit Streak	24 games	24 games

### #9 Steve Garrabrants, 2B (Phoenix, Ariz.)

Category	2003 Best	Career Best (last)
At Bats	6 - 2x (GU; 2/17)	6 - 5x (GU; 2/17/03)
Runs	3 - 2x (SDSU; 1/26)	4 (USC; 5/19/02)
Hits	3 - 3x (WSU; 4/25)	3 - 10x (WSU; 4/25/03)
RBI	6 (GU; 2/17)	Same
BB	2 (ND; 2/22)	4 (Tennessee; 5/1/01)
SB	2 - 3x (OKLA; 4/30)	2 - 9x (OKLA; 4/30)
2B	2 (UTAH; 3/8)	2 - 4x (UTAH; 3/8/03)
HR	1 - 8x (ARIZ; 5/25)	1 - 10x (ARIZ; 5/25/02)
Hit Streak	6 games	11 games

### #10 Rod Allen, OF (Phoenix, Ariz.)

Category	2003 Best	Career Best (last)
At Bats	5 - 5x (STAN; 3/23)	5 - 26x (OKLA; 3/15/03)
Runs	2 - 3x (SUU; 2/7)	4 (NMSU; 4/17/01)
Hits	3 (OKLA; 3/15)	4 (NMSU; 4/17/01)
RBI	5 (UHH; 1/19)	5 - 3x (UHH; 1/19/03)
BB	3 (USC; 3/28)	Same
SB	1	2 - 2X (SJU; 3/9/02)
2B	1 - 4x (UCI; 5/6)	2 (Duke; 2/10/01)
HR	1 - 6x (OKLA; 4/30)	1 - 18x (OKLA; 4/30/03)
Hit Streak	4 games	17 games

### #11 Jeff Larish, INF (Tempe, Ariz.)

Category	2003 Best	Career Best (last)
At Bats	5 - 6x 4 (WASH; 5/18)	6 - 4x (USD; 6/1/02)
Runs	3 - 3x (BYU; 2/7)	4 (PORT; 5/15/02)
Hits	4 (ARIZ; 5/25)	4 - 3x (ARIZ; 5/25/03)
RBI	9 (SDSU; 1/26)	Same
BB	4 (WSU; 4/27)	Same
SB	1 - 2x (PSU; 3/1)	1 - 2x (PSU; 3/1/03)
2B	4 (ARIZ; 5/25)	Same
HR	2 (SDSU; 1/26)	Same
Hit Streak	17 games	17 games

### #14 Andre Ethier, OF (Phoenix, Ariz.)

Category	2003 Best	Career Best (last)
At Bats	6 - 2x (WSU; 4/27)	6 - 3x (WSU; 4/27/03)
Runs	5 (SDSU; 1/26)	5 - 2x (SDSU; 1/26/03)
Hits	4 - 4x (ARIZ; 5/24)	4 - 5x (ARIZ; 5/24/03)
RBI	4 - 2x (ARIZ; 5/24)	5 - 2x (WSU; 4/7/02)
BB	3 (SDSU; 1/26)	4 (USD; 6/1/02)
SB	1 - 7x (UNLV; 6/1)	1 - 8x (UNLV; 6/1/03)
2B	1 - 12x (ARIZ; 5/24)	1 - 26x (ARIZ; 5/24/03)
HR	2 (ARIZ; 5/25)	2 - 2x (ARIZ; 5/25/03)
Hit Streak	23 games	23 games

### #16 Nick Cadena, OF (Glendale, Ariz.)

Category	2003 Best	Career Best (last)
At Bats	3 (UHH; 1/19)	6 (WSU; 4/7/02)
Runs	1 - 2x	3 - 2x (USC; 5/19/02)
Hits	2 (UHH; 1/19)	3 - 3x (OSU; 5/24/02)
RBI	1 - 1x	5 (USC; 5/19/02)
BB	1 - 2x	1 - 6x (UH; 6/2/02)
SB	None	1 (USD; 6/1/02)
2B	1 (UHH; 1/19)	1 - 3x (UHH; 1/19/03)
HR	None	2 - 2x (USC; 5/19/02)
Hit Streak	2 games	4 games

### #19 Joel Bocchi, C (Phoenix, Ariz.)

Category	2003 Best	Career Best (last)
At Bats	5 (UHH; 1/17)	Same
Runs	1 - 10x	1 - 13x (PSU; 2/28/03)
Hits	4 (UHH; 1/17)	Same
RBI	3 - 3x (BYU; 2/8)	Same
BB	1 - 2x	1 - 3x (SDSU; 1/26/03)
SB	1 (UHH; 1/17)	Same
2B	1 - 3x (BYU; 2/7)	1 - 4x (BYU; 2/7/03)
HR	1 - 2x (BYU; 2/8)	Same
Hit Streak	4 games	3 games



# Sun Devil Baseball 2003

## Hitters/Pitchers Single-Game Career and 2003 Highs

### #17 Ryan McKenna, OF (Elgin, Ill.)

Category	2003 Best	Career Best (last)
At Bats	Redshirt Year	6 (Tenn; 5/2/01)
Runs	Redshirt Year	3 (UCLA; 4/14/02)
Hits	Redshirt Year	2 - 7x (STAN; 5/11/02)
RBI	Redshirt Year	3 (WSU; 4/6/02)
BB	Redshirt Year	2 - 2x (Nevada; 5/16/01)
SB	Redshirt Year	1 - 3x (OKST; 3/10/02)
2B	Redshirt Year	1 - 4x (WSU; 4/6)
HR	Redshirt Year	1 (UNLV; 4/1/02)
Hit Streak	Redshirt Year	4 games

### #20 Nick Walsh, 2B/OF (Alamo, Calif.)

Category	2003 Best	Career Best (last)
At Bats	6 - 2x (OSU; 5/14)	Same
Runs	5 (WSU; 4/27)	Same
Hits	6 (WSU; 4/27)	Same
RBI	7 (WSU; 4/27)	Same
BB	3 - 2x (UCLA; 4/18)	4 (UCLA; 5/19/01)
SB	1 - 3x (UNLV; 6/1)	1 - 9x (UNLV; 6/1/03)
2B	3 (WSU; 4/27)	Same
HR	None	1 (WSU; 4/13/01)
Hit Streak	8 games	8 games

### #27 Bryce Kartler, OF/DH (Phoenix, Ariz.)

Category	2003 Best	Career Best (last)
At Bats	2 (USC; 3/30)	4 (USC; 5/19/02)
Runs	1 - 3x (USC; 3/30)	1 - 5x (USC; 3/30/03)
Hits	1 (USC; 3/30)	2 - 2x (USC; 5/17/02)
RBI	None	2 - 2x (USC; 5/17/02)
BB	2 (UHH; 1/19)	2 - 2x (UHH; 1/19/03)
SB	None	None
2B	None	2 (USC; 5/17/02)
HR	None	None

### #30 Mike Guerrero, 1B/DH (Mesa, Ariz.)

Category	2003 Best	Career Best (last)
At Bats	7 (UCLA; 4/18)	Same
Runs	3 (UHH; 1/19)	Same
Hits	4 (UHH; 1/19)	Same
RBI	3 - 2x (NMSU; 5/31)	Same
BB	1 - 3x (GU; 2/17)	Same
SB	None	None
2B	3 (OKLA; 3/15)	Same
HR	1 - 2x (USC; 3/30)	Same
Hit Streak	4 games	Same

### #31 Ryan Bosch, OF (Livermore, Calif.)

Category	2003 Best	Career Best (last)
At Bats	6 (USC; 3/28)	Same
Runs	2 - 4x (ARIZ; 5/25)	Same
Hits	2 - 4x (CAL; 4/11)	Same
RBI	4 (UHH; 1/18)	Same
BB	2 (OKLA; 3/15)	Same
SB	1 - 4x (CAL; 4/11)	Same
2B	1 - 2x (PSU; 2/28)	Same
HR	1 - 5x (ARIZ; 5/24)	Same
Hit Streak	3 games	Same

### #32 Frank Mesa, UTL (Yuma, Ariz.)

Category	2003 Best	Career Best (last)
At Bats	6 - 2x (BYU; 2/7)	Same
Runs	3 - 2x (SUU; 2/7)	Same
Hits	4 (BYU; 2/7)	Same
RBI	3 - 3x (WSU; 4/25)	Same
BB	3 (GU; 2/17)	Same
SB	1 (SUU; 2/7)	Same
2B	1 - 6x (UCLA; 4/18)	Same
HR	1 (BYU; 2/7)	Same
Hit Streak	5 games	Same

### #39 Tuffy Gosewisch, C (Scottsdale, Ariz.)

Category	2003 Best	Career Best (last)
At Bats	5 - 3x (UNLV; 6/1)	Same
Runs	2 - 3x (OSU; 5/14)	Same
Hits	3 - 2x (OSU; 5/14)	Same
RBI	3 - 3x (OSU; 5/14)	Same
BB	2 - 2x (OSU; 5/14)	2 - 3x (OSU; 5/14/03)
SB	1 - 2x (OKLA; 4/30)	Same
2B	2 (OSU; 5/14)	Same
HR	1 - 2x (OSU; 5/14)	Same
Hit Streak	8 games	8 games

### #3 Javy Lopez, RHP (El Paso, Texas)

Category	2003 Best	Career Best (last)
Innings	3.0 (CCSU; 5/30)	Same
Runs Allowed	2 (ND; 2/23)	Same
ER Allowed	2 (ND; 2/23)	Same
K's	2 - 2x (SDSU; 1/26)	Same
BB	None	None
Hits Allowed	3 (WSU; 4/25)	Same
WP	None	None
HBP	1 (PSU; 3/1)	Same

### #12 Ryan Schroyer, RHP (Casa Grande, Ariz.)

Category	2003 Best	Career Best (last)
Innings	4.2 (UCLA; 4/18)	6.2 (SUU; 2/1/02)
Runs Allowed	2 (WSU; 4/26)	6 (USC; 4/6/01)
ER Allowed	2 (WSU; 4/26)	6 (USC; 4/6/01)
K's	5 (UCLA; 4/18)	11 (SUU; 2/1/02)
BB	3 - 2x (WASH; 5/19)	5 (ORU; 4/19/01)
Hits Allowed	5 (Cal; 4/13)	8 (FSU; 2/15/02)
WP	2 (SDSU; 1/24)	Same
HBP	1 (USC; 3/30)	2 (CSF; 2/23/02)

### #15 Robbie McClellan, RHP (Liberal, Kan.)

Category	2003 Best	Career Best (last)
Innings	5.0 - 3x 4 (WASH; 5/18)	9.0 (LMU; 3/2/02)
Runs Allowed	4 (UCLA; 4/18)	6 - 2x (UND; 4/26/02)
ER Allowed	3 - 4x (CSF; 6/7)	6 (OSU; 5/25/02)
K's	7 (GCU; 4/7)	10 (UNLV; 3/8/02)
BB	3 - 2x (WST; 3/18)	8 (LMU; 3/2/02)
Hits Allowed	6 - 2x (UCLA; 4/18)	9 (WSU; 4/7/02)
WP	2 4 (WASH; 5/18)	2 - 4x 4 (WASH; 5/18/03)
HBP	1 - 2x (STAN; 3/23)	1 - 8x (STAN; 3/23/03)



# Sun Devil Baseball 2003

## Pitchers Single-Game Career and 2003 Highs

### #22 Matt Leaf, RHP (Peoria, Ariz.)

Category	2003 Best	Career Best (last)
Innings	2.0 (UHH; 1/17)	Same
Runs Allowed	2 (UHH; 1/17)	Same
ER Allowed	2 (UHH; 1/17)	Same
K's	2 (SDSU; 1/26)	Same
BB	2 (UHH; 1/17)	Same
Hits Allowed	3 (UHH; 1/17)	Same
WP	None	None
HBP	None	None

### #26 Beau Vaughan, RHP (Glendale, Ariz.)

Category	2003 Best	Career Best (last)
Innings	6.1 (NMSU; 5/31)	Same
Runs Allowed	8 (UNM; 4/2)	Same
ER Allowed	5 - 4x (WASH; 5/19)	Same
K's	10 (UCLA; 4/17)	Same
BB	4 - 3x (NMSU; 5/31)	Same
Hits Allowed	8 (USC; 3/28)	Same
WP	1 - 2x (OSU; 5/13)	None
HBP	2 (BYU; 2/8)	Same

### #27 Bryce Kartler, LHP (Phoenix, Ariz.)

Category	2003 Best	Career Best (last)
Innings	2.0 - 2x (WST; 3/19)	6.2 (TENN; 2/10/02)
Runs Allowed	7 (SDSU; 1/26)	8 (ARIZ; 3/24/02)
ER Allowed	7 (SDSU; 1/26)	7 (ARIZ; 3/24/02)
K's	4 - 2x (WST; 3/19)	9 - 2x (TENN; 2/10/02)
BB	3 (SDSU; 1/26)	6 (TENN; 2/10/02)
Hits Allowed	4 (SDSU; 1/26)	10 (OKLA; 3/17/02)
WP	1 (OSU; 2/16)	3 - 2x (ARIZ; 3/24/02)
HBP	1 (UHH; 1/19)	4 (FSU; 2/17/02)

### #38 Josh Perrault, RHP (Mesa, Ariz.)

Category	2003 Best	Career Best (last)
Innings	1.0 - 2x (USC; 3/28)	2.0 - 2x (PORT; 5/15)
Runs Allowed	None	3 (PORT; 5/15)
ER Allowed	None	3 (PORT; 5/15)
K's	2 (USC; 3/28)	3 - 2x (PORT; 5/15)
BB	1 (USC; 3/28)	1 - 2x (PORT; 5/15)
Hits Allowed	None	5 (PORT; 5/15)
WP	None	1 - 2x (PORT; 5/15)
HBP	1 (STAN; 3/23)	1 (FSU; 2/17)

### #40 Ben Thurmond, RHP (Hopkins, S.C.)

Category	2003 Best	Career Best (last)
Innings	7.0 (UCLA; 4/19)	11.0 (UNCA; 4/9/00)
Runs Allowed	4 - 2x (UTAH; 3/8)	8 (GT; 3/10/02)
ER Allowed	4 (UTAH; 3/8)	7 (HP; 5/6/01)
K's	8 (UTAH; 3/8)	12 (UNCA; 4/9/00)
BB	5 (Cal; 4/13)	5 - 2x (Cal; 4/13/03)
Hits Allowed	8 - 2x (CSF; 6/7)	14 (HP; 5/6/01)
WP	1 - 2x (STAN; 3/24)	2 - 2x (UT; 3/5/02)
HBP	1 - 4x (CSF; 6/7)	2 - 2x (FLA; 2/16/02)

### #41 Mark Sopko, RHP (Joliet, Ill.)

Category	2003 Best	Career Best (last)
Innings	7.0 (GU; 2/14)	Same
Runs Allowed	4 (ND; 2/23)	4 - 2x (ND; 2/23/03)
ER Allowed	4 (ND; 2/23)	4 - 2x (ND; 2/23/03)
K's	5 (GU; 2/14)	Same
BB	3 (CCSU; 5/30)	3 - 2x (CCSU; 5/30/03)
Hits Allowed	7 (CCSU; 5/30)	Same
WP	1 - 6x (STAN; 3/23)	1 - 7x (STAN; 3/23/03)
HBP	3 (UHH; 1/16)	3 (UHH; 1/16/03)

### #45 Erik Averill, LHP (Orange, Calif.)

Category	2003 Best	Career Best (last)
Innings	7.1 (UHH; 1/18)	Same
Runs Allowed	5 - 4x (CSF; 6/6)	Same
ER Allowed	5 - 4x (CSF; 6/6)	None
K's	8 (CSF; 6/6)	Same
BB	3 (CAL; 4/11)	Same
Hits Allowed	10 (CAL; 4/11)	Same
WP	1 (WASH; 5/17)	None
HBP	4 (USC; 3/29)	Same

### #47 Jered Liebeck, RHP (Glendale, Ariz.)

Category	2003 Best	Career Best (last)
Innings	9.0 (LBSU; 2/1)	Same
Runs Allowed	6 (BYU; 2/7)	6 - 2x (BYU; 2/7/03)
ER Allowed	3 - 4x (OSU; 5/14)	6 (Arizona; 5/21/00)
K's	7 (UHH; 1/17)	8 (USC; 5/17/02)
BB	3 - 2x (OSU; 2/16)	4 (OKLA; 4/24/02)
Hits Allowed	9 (OKLA; 3/15)	Same
WP	1 (SDSU; 1/25)	1 - 6x (SDSU; 1/25/03)
HBP	None	1 - 6x (ARIZ; 3/24/02)

### #48 Carlos Arguello, LHP (Albuquerque, N.M.)

Category	2003 Best	Career Best (last)
Innings	2.1 - 2x (OSU; 5/14)	9.0 (USD; 6/1/02)
Runs Allowed	4 (UHH; 1/19)	2 - 4x (OSU; 5/26/02)
ER Allowed	4 (UHH; 1/19)	2 - 3x (OSU; 5/26/02)
K's	2 - 5x (WSU; 4/26)	7 (USD; 6/1/02)
BB	3 (USC; 3/28)	2 - 2x (USD; 6/1/02)
Hits Allowed	3 - 2x (OKLA; 4/30)	7 (USD; 6/1/02)
WP	1 - 3x (OSU; 5/13)	1 - 4x (OSU; 5/13/03)
HBP	1 (LBSU; 1/31)	1 - 3x (LBSU; 1/31/03)

### #49 Brett Bordes, LHP (Mesa, Ariz.)

Category	2003 Best	Career Best (last)
Innings	2.1 (ND; 2/22)	Same
Runs Allowed	2 (WST; 3/19)	Same
ER Allowed	2 (WST; 3/19)	Same
K's	3 (ND; 2/22)	Same
BB	3 - 2x (WASH; 5/18)	Same
Hits Allowed	2 - 2x (OKST; 2/15)	Same
WP	1 (UCLA; 4/18)	Same
HBP	1 (UCLA; 4/18)	Same

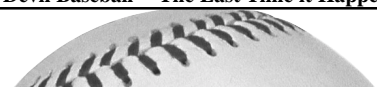
### #55 Chris Beatty, LHP (Kokomo, Ind.)

Category	2003 Best	Career Best (last)
Innings	2.0 (GU; 2/17)	Same
Runs Allowed	4 (WST; 3/19)	Same
ER Allowed	4 (WST; 3/19)	Same
K's	2 - 4x (WST; 3/19)	Same
BB	2 - 2x (WST; 3/19)	Same
Hits Allowed	3 (WST; 3/19)	Same
WP	None	None
HBP	1 (ND; 2/23)	Same





# Sun Devil Baseball 2003



## Last Time it Happened in Sun Devil Baseball...

### Hitting Categories:

*(Through End of 2003 Season)*

**A SUN DEVIL HIT A GRAND SLAM:** Jeremy West and Steve Garrabrants, May 25, 2003 vs. Arizona (Packard Stadium)  
**HIT A WALK-OFF HOME RUN:** Jeremy West, April 26, 2003 vs. Washington State (2-Run HR in 10th inning)  
**A SUN DEVIL LED OFF A GAME WITH A HR:** Dustin Pedroia, May 18, 2003 at Washington (second pitch of game)  
**A SUN DEVIL HIT FOR THE CYCLE:** Travis Buck, March 7, 2003 vs. Southern Utah (19-0 win)  
**THE DEVILS HIT FOR THE CYCLE TO OPEN A GAME:** April 27, 2003 vs. Washington State in first inning (HR/2B/1B/3B)  
**THE DEVILS HIT BACK-TO-BACK HOME RUNS:** Steve Garrabrants and Andre Ethier, May 25, 2003 vs. Arizona (7th Inning)  
**A SUN DEVIL HIT TWO HOME RUNS IN ONE GAME:** Andre Ethier, May 15, 2003 vs. Arizona  
**A SUN DEVIL HIT THREE HOME RUNS IN A GAME:** Jeremy West, April 27, 2003 vs. Washington State  
**A SUN DEVIL HAD 5 HITS IN A GAME:** Jeremy West, April 27, 2003 vs. Washington State (5-for-7, 3 HR)  
**A SUN DEVIL HAD 6 HITS IN A GAME:** Nick Walsh, April 27, 2003 vs. Washington State (6-for-6, 7 RBI, 3 2B)  
**A SUN DEVIL HAD 7 HITS IN A GAME:** Jerry Mantlo, Feb. 6, 1972, vs. Michigan  
**A SUN DEVIL HAD 3 DOUBLES IN A GAME:** Nick Walsh, April 27, 2003 vs. Washington State  
**A SUN DEVIL HAD 4 DOUBLES IN A GAME:** Jeff Larish, May 25, 2003 vs. Arizona  
**A SUN DEVIL HIT 2 TRIPLES IN A GAME:** Mel Stocker, May 13, 2000, vs. Washington (Packard Stadium)  
**A SUN DEVIL HAD 7 RBI IN A GAME:** Nick Walsh, April 27, 2003 vs. Washington State  
**A SUN DEVIL HAD 8 RBI IN A GAME:** Jeremy West, May 15, 2002 vs. Portland (Hohokam Park)  
**A SUN DEVIL HAD 9 RBI IN A GAME:** Jeremy West, April 27, 2003 vs. Washington State  
**A SUN DEVIL STOLE 4 BASES IN A GAME:** Mel Stocker, Feb. 1, 2001, vs. Southern Utah (Packard Stadium)  
**A SUN DEVIL STRAIGHT STEAL OF HOME:** Dustin Pedroia, Feb. 3, 2002 vs. Southern Utah (Hohokam Park, 3rd inning)  
**A SUN DEVIL STRUCK OUT FOUR OR MORE TIMES IN A GAME:** Casey Myers, April 29, 2000, at USC (Dedeaux Field)  
**A SUN DEVIL WALKED FOUR TIMES IN A GAME:** Jeremy West, March 15, 2003 vs. Oklahoma (3 intentional)  
**A SUN DEVIL HITTER STRANDED SIX RUNNERS ON BASE:** Andre Ethier (6), February 17, 2003 vs. Gonzaga  
**A SUN DEVIL RECORDED 13 TOTAL BASES:** Jeremy West (14), April 27, 2003 vs. Washington State (3 HR, 2 1B)  
**A SUN DEVIL HAD TWO SAC BUNTS IN A GAME:** Mike Lopez, May 12, 2001 at Washington (11-6 win in 10 innings)  
**A SUN DEVIL SCORED FIVE RUNS IN A GAME:** Nick Walsh, April 27, 2003 vs. Washington State  
**A SUN DEVIL WAS HIT BY PITCHES TWO OR MORE TIMES:** Travis Buck (2), April 25, 2003 vs. Washington State  
**AN OPPONENT HIT TWO HOME RUNS IN ONE GAME:** Chad Boudon (Washington), May 19, 2003 at Husky Ballpark

### Pitching Categories:

**A SUN DEVIL PITCHER THREW A NO-HITTER:** Kevin Rawitzer, March 2, 1993, vs. Southern Utah (ASU 7, SUU 0)  
**A SUN DEVIL PITCHER THREW A PERFECT GAME:** Eddie Bane, March 2, 1973, vs. Cal State Northridge (ASU 9, CSUN 0)  
**A SUN DEVIL PITCHER THREW A ONE-HITTER:** Drew Friedberg, Jan. 24, 1999, vs. Hawaii-Hilo (ASU 10, Hilo 0)  
**A SUN DEVIL PITCHER THREW A TWO-HITTER:** Will Waldrip, Jan. 23, 1999, vs. Hawaii-Hilo (ASU 3, Hilo 0)  
**ARIZONA STATE WAS NO-HIT:** Phil Keller (Stanford), March 23, 1970 (Stanford 1, ASU 0)  
**ARIZONA STATE WAS ONE-HIT:** Alan Dunn/Tim Meacham (Alabama), June 10, 1983 (Alabama 6, ASU 0)  
**A SUN DEVIL PITCHER THREW A COMPLETE GAME:** Jered Liebeck, Feb. 1, 2003 (3-0 win at LBSU)  
**A SUN DEVIL PITCHER THREW BACK-TO-BACK COMPLETE GAMES:** Robbie McClellan (3/2, 3/8, 2002)  
**AN OPPOSING PITCHER THREW A COMPLETE GAME:** Mark Romanczuk (Stanford), March 24, 2003 (4-2 Stanford Win)  
**THE SUN DEVILS SHUT OUT AN OPPONENT (1 OR MORE PITCHERS):** New Mexico State, May 31, 2003 (10 Times in 2003)  
**THE SUN DEVILS WERE SHUT OUT:** USC (Randy Flores), April 7, 1995 (USC 9, ASU 0) -- 501 Games (**NCAA Record**)  
**A SUN DEVIL STRUCK OUT 10 OR MORE BATTERS IN A GAME:** Beau Vaughan (10), April 17, 2003 vs. UCLA  
**A SUN DEVIL STRUCK OUT 15 OR MORE BATTERS IN A GAME:** Mike Esposito (17), March 29, 2002 vs. UW  
**AN OPPOSING PITCHER STRUCK OUT 10 OR MORE SUN DEVILS:** Rik Currier, USC, (11), April 28, 2000  
**THE SUN DEVIL PITCHING STAFF DID NOT WALK A BATTER:** Grand Canyon, April 7, 2003 at Packard Stadium  
**A SUN DEVIL PITCHER RECORDED 10 WINS IN A SEASON:** Beau Vaughan (2003) -- 10-6  
**A SUN DEVIL PITCHER HIT THREE BATTERS IN A GAME:** Erik Averill (4), March 29, 2003 at USC (Dedeaux Field)

### Fielding Categories:

**THE SUN DEVILS HAD NO ERRORS IN A GAME:** June 6, 2003 at Cal State Fullerton (1-5 loss at Goodwin Field) -- 23 times in '03  
**THE SUN DEVILS COMMITTED FIVE ERRORS IN A GAME:** April 17, 2001 at New Mexico State (19-16 loss)  
**A SUN DEVIL COMMITTED THREE OR MORE ERRORS IN A GAME:** Joel Bocchi, Mar. 29, 2002 vs. Washington (3)  
**A SUN DEVIL HAD 15 OR MORE PUTOUTS IN A GAME:** Jeremy West, Apr. 12, 2002 at UCLA (Jackie Robinson Stadium)  
**A SUN DEVIL HAD 20 OR MORE PUTOUTS IN A GAME:** Jeff Phelps (21), March 6, 1999, vs. Stanford  
**A SUN DEVIL HAD EIGHT OR MORE ASSISTS IN A GAME:** Dennis Wyrick (SS), Feb. 6, 2000, vs. Florida State  
**THE SUN DEVILS TURNED FIVE DOUBLE PLAYS IN A GAME:** May 7, 1999, vs. Washington (Husky Ballpark)

### Scoring and Misc. Categories:

**THE SUN DEVILS RECORDED 20 OR MORE HITS:** 24, April 27, 2003 vs. Washington State (25-0 win at Packard Stadium)  
**THE SUN DEVILS RECORDED 20 HITS IN BACK-TO-BACK GAMES:** WSU/UCLA, April 17, 25, 2003 (21 and 21)  
**THE SUN DEVILS SCORED 20 OR MORE RUNS:** 25, April 27, 2003 vs. Washington State (25-0 win at Packard Stadium)  
**THE SUN DEVILS SCORED 30 OR MORE RUNS:** 32, March 4, 2000, vs. Arizona (Packard Stadium)  
**THE SUN DEVILS SCORED 10 OR MORE RUNS IN AN INNING:** (12 - 9th) New Mexico State, May 31, 2003 (15-0 win)  
**THE SUN DEVILS LEFT 15 OR MORE RUNNERS ON BASE:** UCLA (17) -- 8-7 loss in 13 innings at Packard Stadium.  
**ASU SWEEP A THREE-GAME PAC-10 SERIES:** Arizona; May 23-25, 2003 (5-2, 16-0, 15-2)  
**ASU WAS SWEEP IN A PAC-10 SERIES:** at UCLA, April 16-18, 1999 (11-10 L, 9-3 L, 8-6 L)  
**ASU WAS SWEEP IN A PAC-10 SERIES AT HOME:** vs. USC, March 27-29, 1997 at Packard Stadium (12-7 L, 15-4 L, 11-7 L)  
**THE SUN DEVILS PLAYED BACK-TO-BACK EXTRA-INNING GAMES:** March 22-23 vs. Stanford at Packard Stadium

